

All

North Central District COVID-19 Weekly Update

Data as of: 01/07/2022

Total Positive Cases

17,433

Positive Cases By Race

Asian	0.18%
Black or African American	3.85%

Active Cases*

2,379

Total Deaths

241

Positive Cases By Ethnicity

Hispanic or Latino	7.41%
Not Hispanic or Latino	92.59%

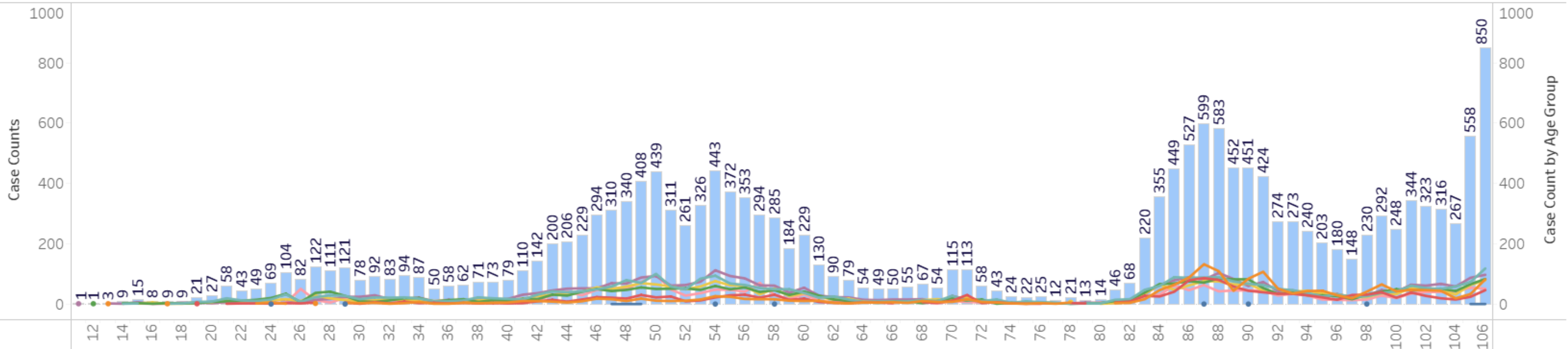
New Cases Added in the Last 7 Days

983

Total Deaths Reported within the Last 7 Days

0

Total Cases and Age Distribution Over Time



Week Number

To see case counts over time for a particular age group please select an age group below:

- Null
- 0-11 Total
- 12-17 Total
- 18-29 Total
- 30-39 Total
- 40-49 Total
- 50-64 Total
- 65+ Total



*Reporting incomplete for current week

*NCDHD is using the state reporting system's recovered indicator to report active cases. At this time, each case is being automatically converted at 30 days to a recovered case by the state system, rather than after isolation ends which is typically at 10 days.



NORTH CENTRAL DISTRICT
HEALTH DEPARTMENT

Henry County COVID-19 Weekly Update

Data as of: 01/07/2022

Total Positive Cases

3,367

Positive Cases By Race

Asian	0.09%
Black or African American	2.20%

Positive Cases By Ethnicity

Hispanic or Latino	2.82%
Not Hispanic or Latino	97.18%

Active Cases*

513

Total Deaths

38

New Cases Added in the Last 7 Days

177

Total Deaths Reported within the Last 7 Days

0

Population Fully Vaccinated

County	Total Number	Total %	% 12+	% 18+	% 65+	Rank
Henry County	8,272	51.3	59.5	62.6	83.9	26

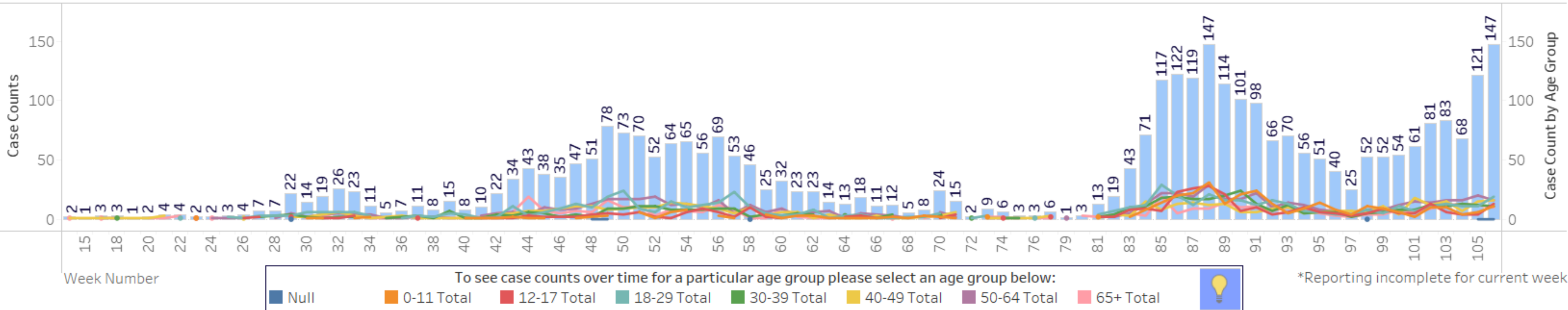
Breakthrough Cases

County	# of Breakthrough Cases	% of Breakthrough Cases
Henry County	338	10.04%

Active Hospitalized Cases

8

Total Cases and Age Distribution Over Time



*NCDHD is using the state reporting system's recovered indicator to report active cases. At this time, each case is being automatically converted at 30 days to a recovered case by the state system, rather than after isolation ends which is typically at 10 days.

*Reporting incomplete for current week

Shelby County COVID-19 Weekly Update

Data as of: 01/07/2022

Total Positive Cases

8,839

Positive Cases By Race

Asian	0.23%
Black or African American	6.03%

Positive Cases By Ethnicity

Hispanic or Latino	12.84%
Not Hispanic or Latino	87.16%

Active Cases*

1,191

Total Deaths

129

New Cases Added in the Last 7 Days

594

Total Deaths Reported within the Last 7 Days

0

Population Fully Vaccinated

County	Total Number	Total %	% 12+	% 18+	% 65+	Rank
Shelby County	21,989	44.9	51.4	52.5	71.5	68

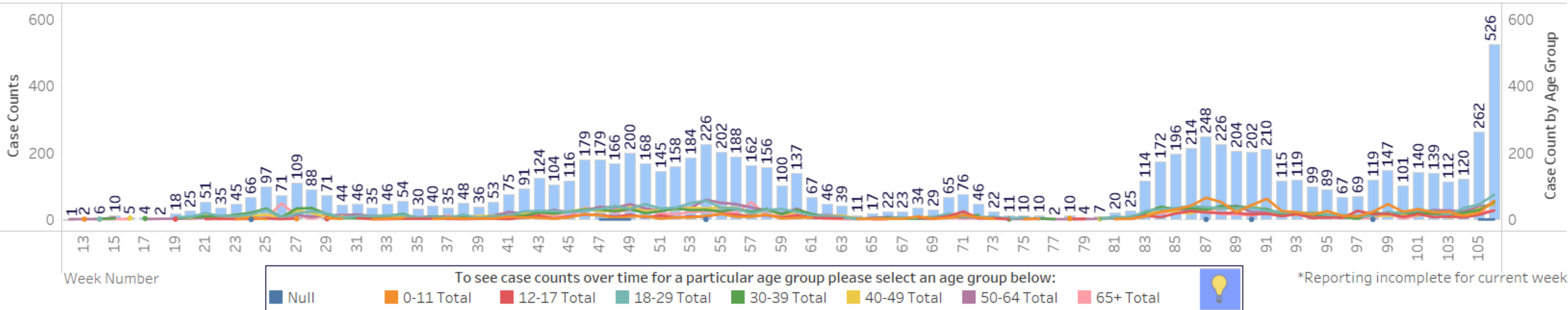
Breakthrough Cases

County	# of Breakthrough Cases	% of Breakthrough Cases
Shelby County	798	9.03%

Active Hospitalized Cases

15

Total Cases and Age Distribution Over Time



*NCDHD is using the state reporting system's recovered indicator to report active cases. At this time, each case is being automatically converted at 30 days to a recovered case by the state system, rather than after isolation ends which is typically at 10 days.

*Reporting incomplete for current week

Spencer County COVID-19 Weekly Update

Data as of: 01/07/2022

Total Positive Cases

3,606

Positive Cases By Race

Asian	0.14%
Black or African American	1.55%

Positive Cases By Ethnicity

Hispanic or Latino	2.09%
Not Hispanic or Latino	97.91%

Active Cases*

421

New Cases Added in the Last 7 Days

138

Total Deaths

44

Total Deaths Reported within the Last 7 Days

0

Population Fully Vaccinated

County	Total Number	Total %	% 12+	% 18+	% 65+	Rank
Spencer County	5,456	28.2	31.8	32.2	42.3	120

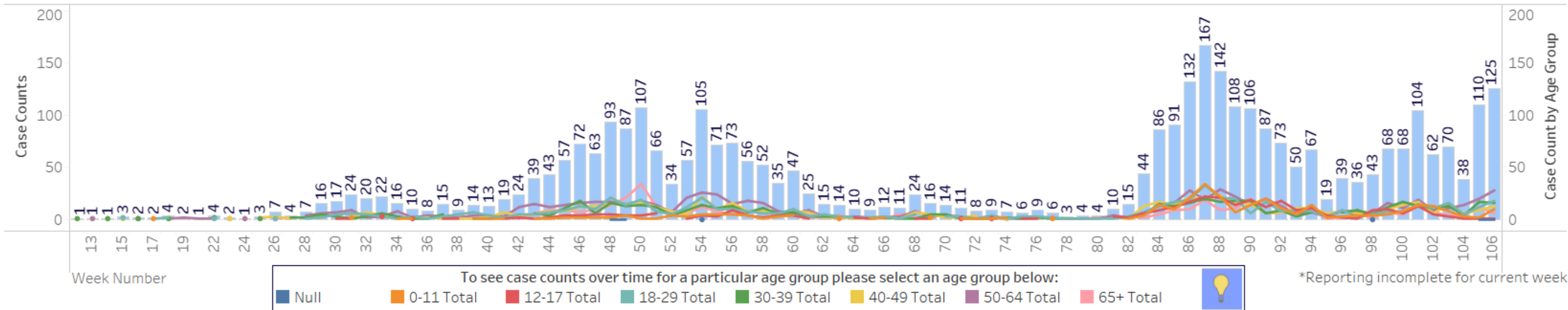
Breakthrough Cases

County	# of Breakthrough Cases	% of Breakthrough Cases
Spencer County	412	11.43%

Active Hospitalized Cases

9

Total Cases and Age Distribution Over Time



*Reporting incomplete for current week

*NCDHD is using the state reporting system's recovered indicator to report active cases. At this time, each case is being automatically converted at 30 days to a recovered case by the state system, rather than after isolation ends which is typically at 10 days.

Trimble County COVID-19 Weekly Update

Data as of: 01/07/2022

Total Positive Cases

1,621

Positive Cases By Race

Asian	0.25%
Black or African American	0.49%

Positive Cases By Ethnicity

Hispanic or Latino	0.93%
Not Hispanic or Latino	99.07%

Active Cases*

254

Total Deaths

30

New Cases Added in the Last 7 Days

74

Total Deaths Reported within the Last 7 Days

0

Population Fully Vaccinated

County	Total Number	Total %	% 12+	% 18+	% 65+	Rank
Trimble County	3,505	41.4	47.6	49.3	67	89

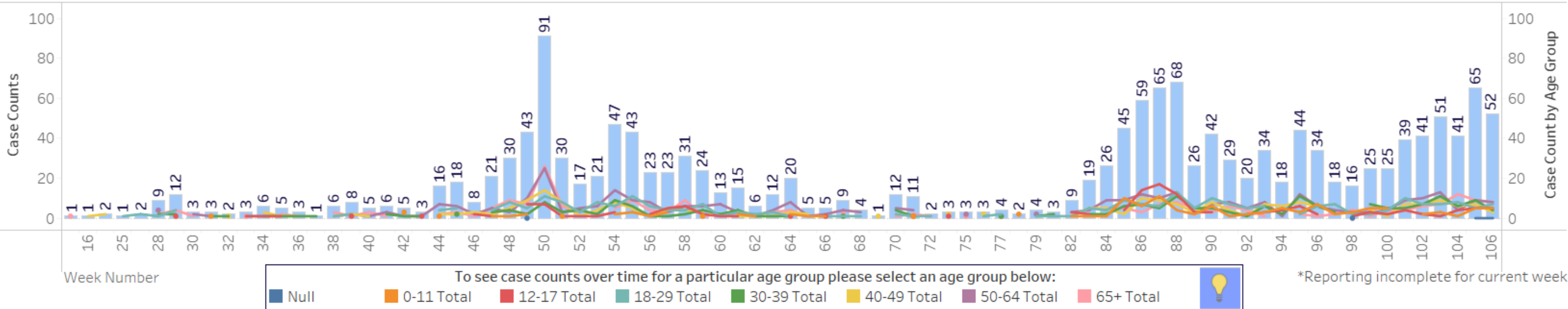
Breakthrough Cases

County	# of Breakthrough Cases	% of Breakthrough Cases
Trimble County	120	7.40%

Active Hospitalized Cases

7

Total Cases and Age Distribution Over Time



*Reporting incomplete for current week

*NCDHD is using the state reporting system's recovered indicator to report active cases. At this time, each case is being automatically converted at 30 days to a recovered case by the state system, rather than after isolation ends which is typically at 10 days.