

North Central District COVID-19 Weekly Update

Data as of: 01/14/2022

Total Positive Cases

18,904

Positive Cases By Race

Asian	0.19%
Black or African American	4.18%

Active Cases*

3,551

Total Deaths

245

Positive Cases By Ethnicity

Hispanic or Latino	7.48%
Not Hispanic or Latino	92.52%

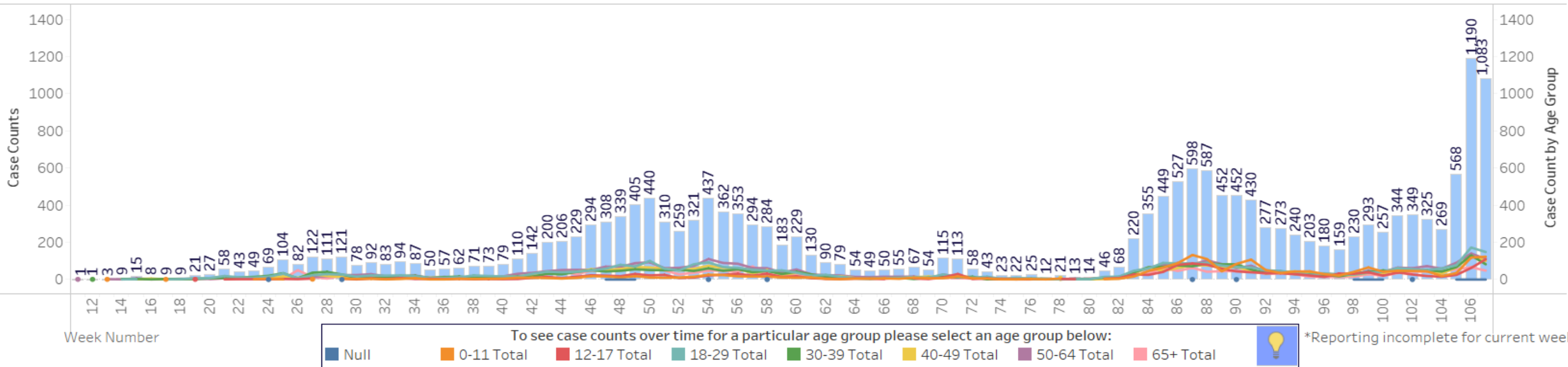
New Cases Added in the Last 7 Days

1,044

Total Deaths Reported within the Last 7 Days

4

Total Cases and Age Distribution Over Time



*NCDHD is using the state reporting system's recovered indicator to report active cases. At this time, each case is being automatically converted at 30 days to a recovered case by the state system, rather than after isolation ends which is typically at 10 days.



NORTH CENTRAL DISTRICT
HEALTH DEPARTMENT

Henry County COVID-19 Weekly Update

Data as of: 01/14/2022

Total Positive Cases

3,616

Positive Cases By Race

Asian	0.08%
Black or African American	2.46%

Positive Cases By Ethnicity

Hispanic or Latino	2.96%
Not Hispanic or Latino	97.04%

Active Cases*

697

Total Deaths

39

New Cases Added in the Last 7 Days

189

Total Deaths Reported within the Last 7 Days

1

Population Fully Vaccinated

County	Total Number	Total %	% 12+	% 18+	% 65+	Rank
Henry County	8,321	51.6	59.8	62.9	83.9	25

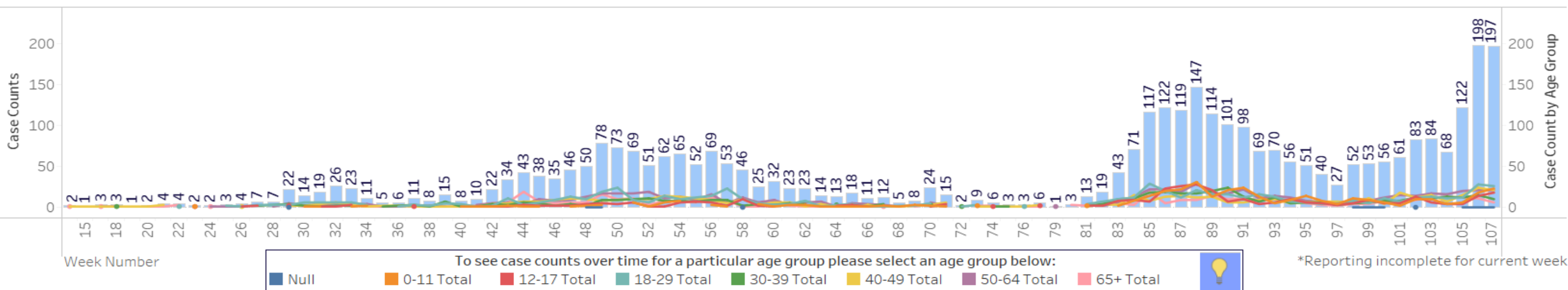
Breakthrough Cases

County	# of Breakthrough Cases	% of Breakthrough Cases
Henry County	390	10.79%

Active Hospitalized Cases

8

Total Cases and Age Distribution Over Time



*Reporting incomplete for current week

*NCDHD is using the state reporting system's recovered indicator to report active cases. At this time, each case is being automatically converted at 30 days to a recovered case by the state system, rather than after isolation ends which is typically at 10 days.

** On Thursday, October 28th, 2021 the State announced that there was duplication in the reporting of some of Kentucky's COVID-19 vaccine data which resulted in some of the data being counted twice. As a result, the State's (and the counties) total number of unique vaccinations is lower than what's been previously reported. This error has since been corrected.

Shelby County COVID-19 Weekly Update

Data as of: 01/14/2022

Total Positive Cases

9,653

Positive Cases By Race

Asian	0.24%
Black or African American	6.53%

Positive Cases By Ethnicity

Hispanic or Latino	12.80%
Not Hispanic or Latino	87.20%

Active Cases*

1,885

Total Deaths

132

New Cases Added in the Last 7 Days

629

Total Deaths Reported within the Last 7 Days

3

Population Fully Vaccinated

County	Total Number	Total %	% 12+	% 18+	% 65+	Rank
Shelby County	22,107	45.1	51.6	52.7	71.6	68

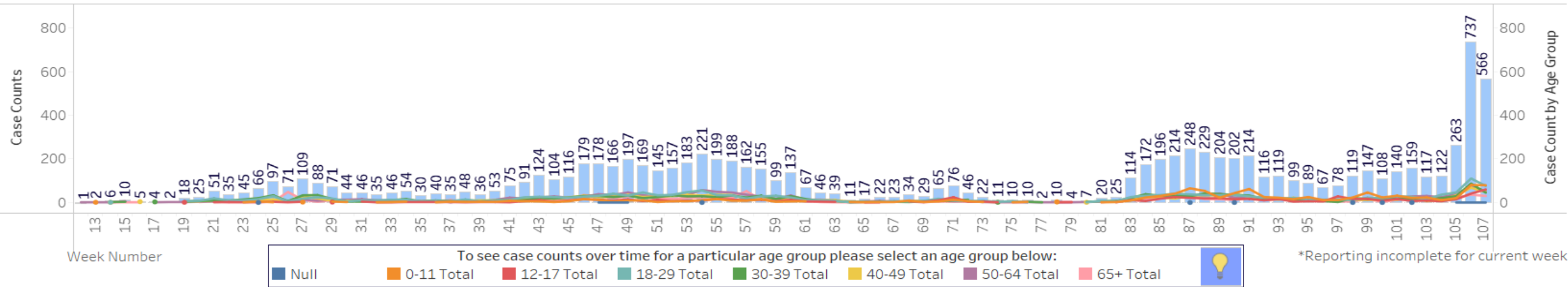
Breakthrough Cases

County	# of Breakthrough Cases	% of Breakthrough Cases
Shelby County	1009	10.45%

Active Hospitalized Cases

16

Total Cases and Age Distribution Over Time



*Reporting incomplete for current week

*NCDHD is using the state reporting system's recovered indicator to report active cases. At this time, each case is being automatically converted at 30 days to a recovered case by the state system, rather than after isolation ends which is typically at 10 days.

** On Thursday, October 28th, 2021 the State announced that there was duplication in the reporting of some of Kentucky's COVID-19 vaccine data which resulted in some of the data being counted twice. As a result, the State's (and the counties) total number of unique vaccinations is lower than what's been previously reported. This error has since been corrected.

Spencer County COVID-19 Weekly Update

Data as of: 01/14/2022

Total Positive Cases

3,918

Positive Cases By Race

Asian	0.15%
Black or African American	1.53%

Positive Cases By Ethnicity

Hispanic or Latino	2.13%
Not Hispanic or Latino	97.87%

Active Cases*

671

Total Deaths

44

New Cases Added in the Last 7 Days

148

Total Deaths Reported within the Last 7 Days

0

Population Fully Vaccinated

County	Total Number	Total %	% 12+	% 18+	% 65+	Rank
Spencer County	5,499	28.4	31.9	32.4	42.4	120

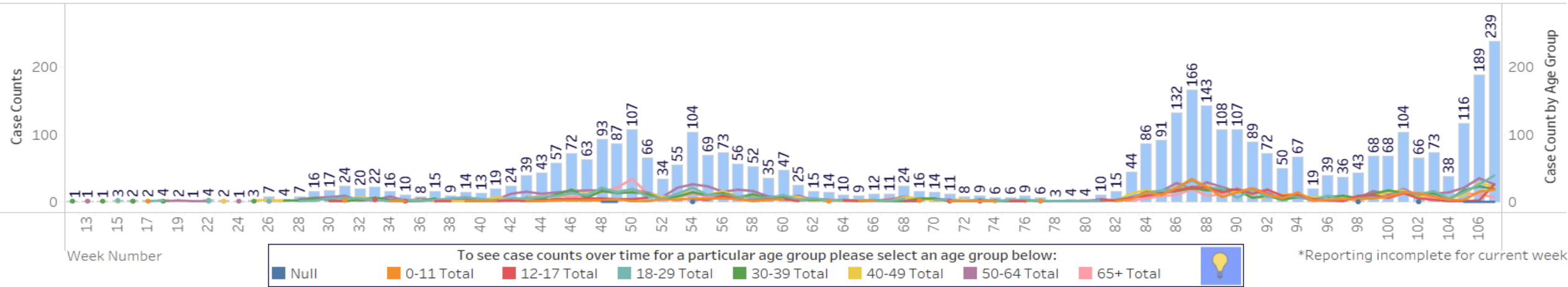
Breakthrough Cases

County	# of Breakthrough Cases	% of Breakthrough Cases
Spencer County	508	12.97%

Active Hospitalized Cases

10

Total Cases and Age Distribution Over Time



*NCDHD is using the state reporting system's recovered indicator to report active cases. At this time, each case is being automatically converted at 30 days to a recovered case by the state system, rather than after isolation ends which is typically at 10 days.

** On Thursday, October 28th, 2021 the State announced that there was duplication in the reporting of some of Kentucky's COVID-19 vaccine data which resulted in some of the data being counted twice. As a result, the State's (and the counties) total number of unique vaccinations is lower than what's been previously reported. This error has since been corrected.

Trimble County COVID-19 Weekly Update

Data as of: 01/14/2022

Total Positive Cases

1,717

Positive Cases By Race

Asian	0.23%
Black or African American	0.64%

Positive Cases By Ethnicity

Hispanic or Latino	1.10%
Not Hispanic or Latino	98.90%

Active Cases*

298

Total Deaths

30

New Cases Added in the Last 7 Days

78

Total Deaths Reported within the Last 7 Days

0

Population Fully Vaccinated

County	Total Number	Total %	% 12+	% 18+	% 65+	Rank
Trimble County	3,515	41.5	47.7	49.4	67.1	90

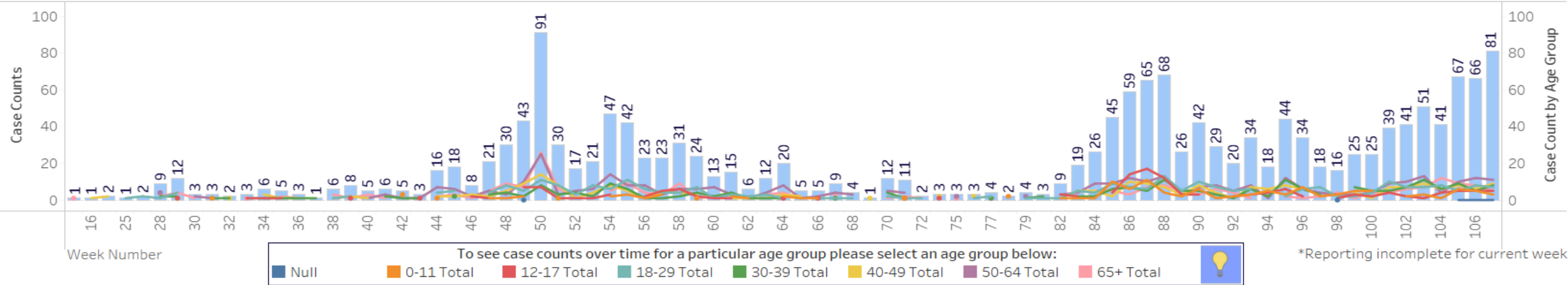
Breakthrough Cases

County	# of Breakthrough Cases	% of Breakthrough Cases
Trimble County	139	8.10%

Active Hospitalized Cases

7

Total Cases and Age Distribution Over Time



*NCDHD is using the state reporting system's recovered indicator to report active cases. At this time, each case is being automatically converted at 30 days to a recovered case by the state system, rather than after isolation ends which is typically at 10 days.

** On Thursday, October 28th, 2021 the State announced that there was duplication in the reporting of some of Kentucky's COVID-19 vaccine data which resulted in some of the data being counted twice. As a result, the State's (and the counties) total number of unique vaccinations is lower than what's been previously reported. This error has since been corrected.



NORTH CENTRAL DISTRICT
HEALTH DEPARTMENT