

# North Central District COVID-19 Weekly Update

Data as of: 01/28/2022

## Total Positive Cases

22,930

## Positive Cases By Race

Asian	0.19%
Black or African American	4.25%

## Positive Cases By Ethnicity

Hispanic or Latino	7.22%
Not Hispanic or Latino	92.78%

## Active Cases\*

6,783

## Total Deaths

260

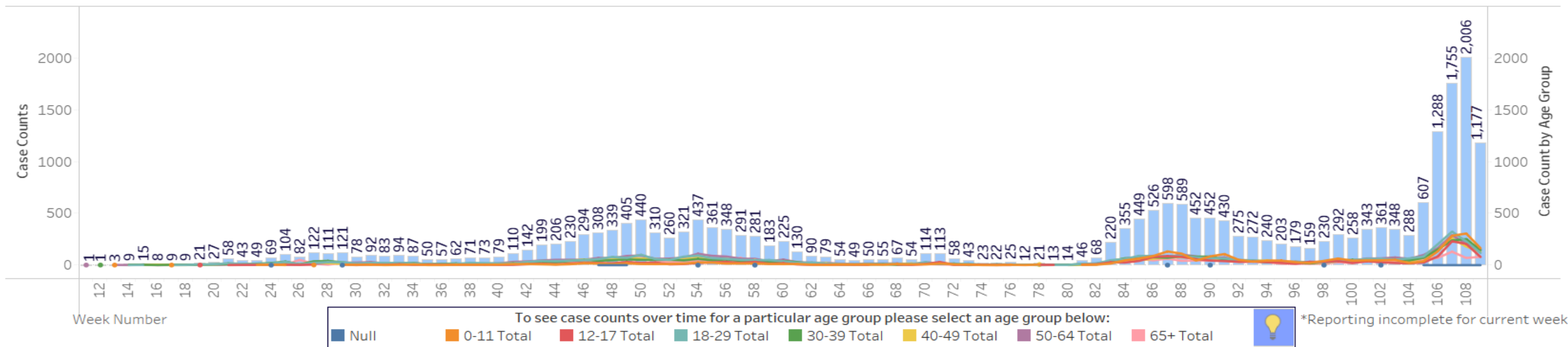
## New Cases Added in the Last 7 Days

1,622

## Total Deaths Reported within the Last 7 Days

14

## Total Cases and Age Distribution Over Time



\*NCDHD is using the state reporting system's recovered indicator to report active cases. At this time, each case is being automatically converted at 30 days to a recovered case by the state system, rather than after isolation ends which is typically at 10 days.

# Henry County COVID-19 Weekly Update

Data as of: 01/28/2022

## Total Positive Cases

4,343

## Positive Cases By Race

Asian	0.07%
Black or African American	2.35%

## Positive Cases By Ethnicity

Hispanic or Latino	2.82%
Not Hispanic or Latino	97.18%

## Active Cases\*

1,220

## Total Deaths

42

## New Cases Added in the Last 7 Days

292

## Total Deaths Reported within the Last 7 Days

2

## Population Fully Vaccinated

County	Total Number	Total %	% 12+	% 18+	% 65+	Rank
Henry County	8,450	52.4	60.6	63.6	84.2	24

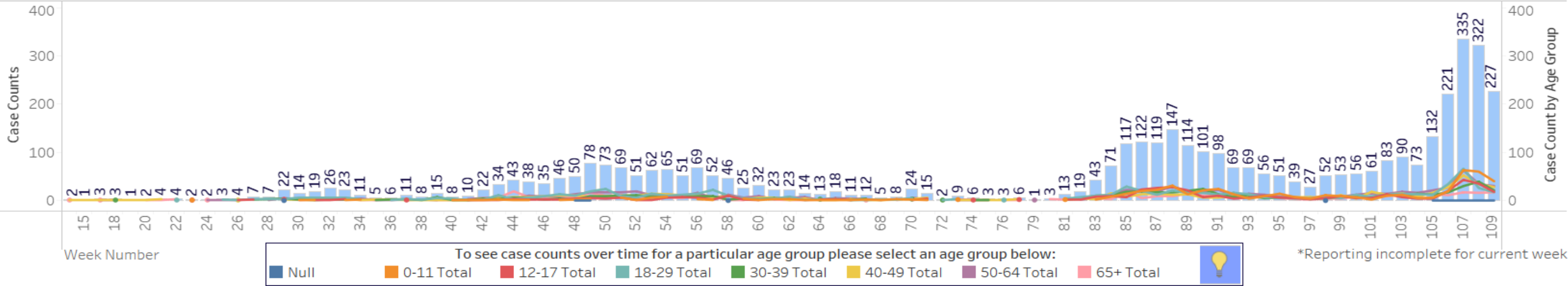
## Breakthrough Cases

County	# of Breakthrough Cases	% of Breakthrough Cases
Henry County	506	11.65%

## Active Hospitalized Cases

8

## Total Cases and Age Distribution Over Time



\*NCDHD is using the state reporting system's recovered indicator to report active cases. At this time, each case is being automatically converted at 30 days to a recovered case by the state system, rather than after isolation ends which is typically at 10 days.

\*\* On Thursday, October 28th, 2021 the State announced that there was duplication in the reporting of some of Kentucky's COVID-19 vaccine data which resulted in some of the data being counted twice. As a result, the State's (and the counties) total number of unique vaccinations is lower than what's been previously reported. This error has since been corrected.



# Shelby County COVID-19 Weekly Update

Data as of: 01/28/2022

## Total Positive Cases

11,806

## Positive Cases By Race

Asian	0.25%
Black or African American	6.51%

## Positive Cases By Ethnicity

Hispanic or Latino	12.43%
Not Hispanic or Latino	87.57%

## Active Cases\*

3,675

## New Cases Added in the Last 7 Days

852

## Total Deaths

136

## Total Deaths Reported within the Last 7 Days

4

## Population Fully Vaccinated

County	Total Number	Total %	% 12+	% 18+	% 65+	Rank
Shelby County	22,316	45.5	52	53.1	71.7	69

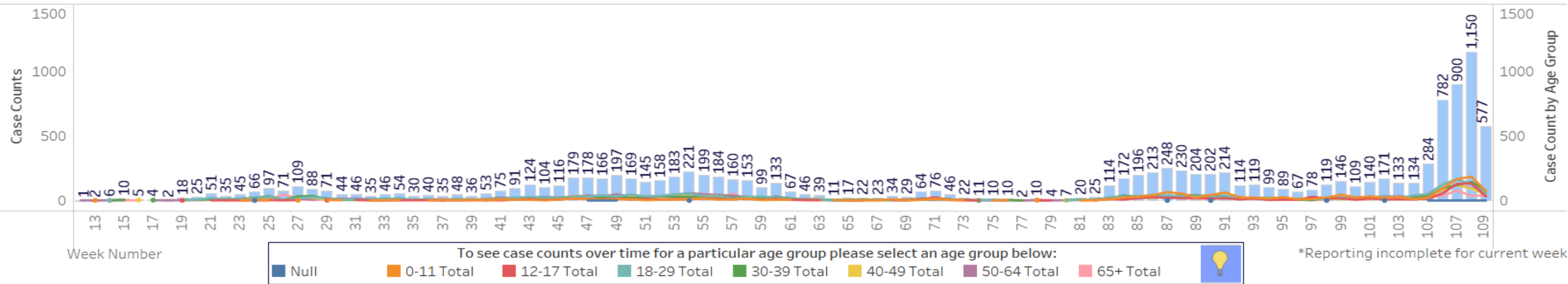
## Breakthrough Cases

County	# of Breakthrough Cases	% of Breakthrough Cases
Shelby County	1286	10.89%

## Active Hospitalized Cases

18

## Total Cases and Age Distribution Over Time



\*NCDHD is using the state reporting system's recovered indicator to report active cases. At this time, each case is being automatically converted at 30 days to a recovered case by the state system, rather than after isolation ends which is typically at 10 days.

\*\* On Thursday, October 28th, 2021 the State announced that there was duplication in the reporting of some of Kentucky's COVID-19 vaccine data which resulted in some of the data being counted twice. As a result, the State's (and the counties) total number of unique vaccinations is lower than what's been previously reported. This error has since been corrected.



**NORTH CENTRAL DISTRICT**  
HEALTH DEPARTMENT

# Spencer County COVID-19 Weekly Update

Data as of: 01/28/2022

## Total Positive Cases

4,811

## Positive Cases By Race

Asian	0.15%
Black or African American	1.79%

## Positive Cases By Ethnicity

Hispanic or Latino	2.11%
Not Hispanic or Latino	97.89%

## Active Cases\*

1,415

## New Cases Added in the Last 7 Days

382

## Total Deaths

48

## Total Deaths Reported within the Last 7 Days

4

## Population Fully Vaccinated

County	Total Number	Total %	% 12+	% 18+	% 65+	Rank
Spencer County	5,576	28.8	32.3	32.7	42.5	120

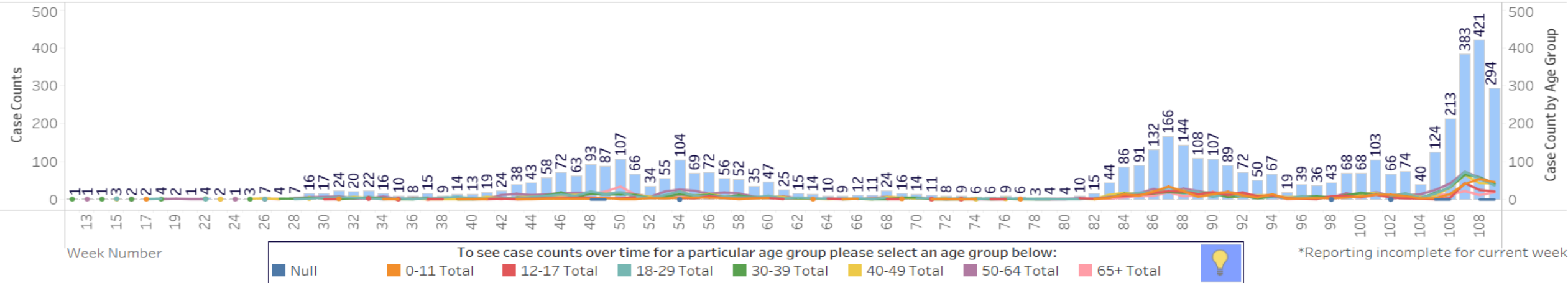
## Breakthrough Cases

County	# of Breakthrough Cases	% of Breakthrough Cases
Spencer County	656	13.64%

## Active Hospitalized Cases

13

## Total Cases and Age Distribution Over Time



\*NCDHD is using the state reporting system's recovered indicator to report active cases. At this time, each case is being automatically converted at 30 days to a recovered case by the state system, rather than after isolation ends which is typically at 10 days.

\*\* On Thursday, October 28th, 2021 the State announced that there was duplication in the reporting of some of Kentucky's COVID-19 vaccine data which resulted in some of the data being counted twice. As a result, the State's (and the counties) total number of unique vaccinations is lower than what's been previously reported. This error has since been corrected.



**NORTH CENTRAL DISTRICT**  
HEALTH DEPARTMENT

# Trimble County COVID-19 Weekly Update

Data as of: 01/28/2022

## Total Positive Cases

1,970

## Positive Cases By Race

Asian	0.20%
Black or African American	0.86%

## Positive Cases By Ethnicity

Hispanic or Latino	1.35%
Not Hispanic or Latino	98.65%

## Active Cases\*

473

## Total Deaths

34

## New Cases Added in the Last 7 Days

96

## Total Deaths Reported within the Last 7 Days

4

## Population Fully Vaccinated

County	Total Number	Total %	% 12+	% 18+	% 65+	Rank
Trimble County	3,560	42	48.2	49.9	67.4	90

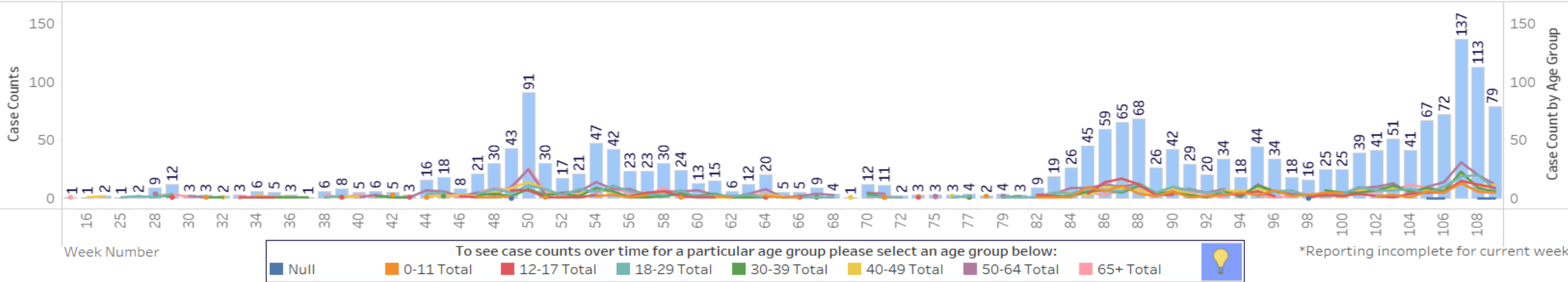
## Breakthrough Cases

County	# of Breakthrough Cases	% of Breakthrough Cases
Trimble County	175	8.88%

## Active Hospitalized Cases

9

## Total Cases and Age Distribution Over Time



\*Reporting incomplete for current week

\*NCDHD is using the state reporting system's recovered indicator to report active cases. At this time, each case is being automatically converted at 30 days to a recovered case by the state system, rather than after isolation ends which is typically at 10 days.

\*\* On Thursday, October 28th, 2021 the State announced that there was duplication in the reporting of some of Kentucky's COVID-19 vaccine data which resulted in some of the data being counted twice. As a result, the State's (and the counties) total number of unique vaccinations is lower than what's been previously reported. This error has since been corrected.



**NORTH CENTRAL DISTRICT**  
HEALTH DEPARTMENT