

North Central District COVID-19 Weekly Update

Data as of: 02/04/2022

Total Positive Cases

23,937

Positive Cases By Race

Asian	0.19%
Black or African American	4.24%

Positive Cases By Ethnicity

Hispanic or Latino	7.17%
Not Hispanic or Latino	92.83%

Active Cases*

7,122

New Cases Added in the Last 7 Days

835

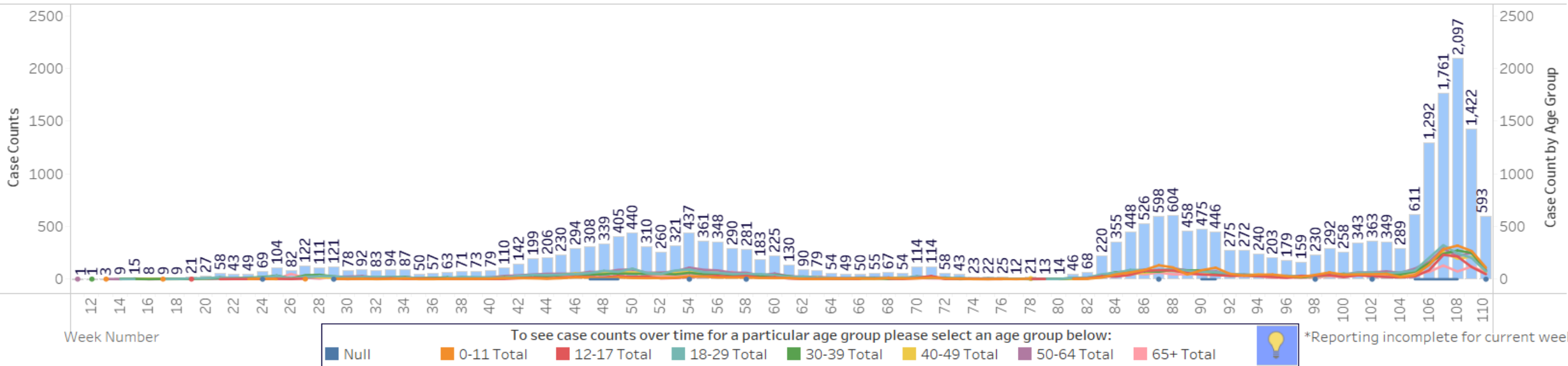
Total Deaths

265

Total Deaths Reported within the Last 7 Days

5

Total Cases and Age Distribution Over Time



*NCDHD is using the state reporting system's recovered indicator to report active cases. At this time, each case is being automatically converted at 30 days to a recovered case by the state system, rather than after isolation ends which is typically at 10 days.

Henry County

COVID-19 Weekly Update

Data as of: 02/04/2022

Total Positive Cases

4,519

Positive Cases By Race

Asian	0.07%
Black or African American	2.43%

Positive Cases By Ethnicity

Hispanic or Latino	2.77%
Not Hispanic or Latino	97.23%

Active Cases*

1,269

New Cases Added in the Last 7 Days

141

Total Deaths

44

Total Deaths Reported within the Last 7 Days

2

Population Fully Vaccinated

County	Total Number	Total %	% 12+	% 18+	% 65+	Rank
Henry County	8,483	52.6	60.8	63.8	84.2	24

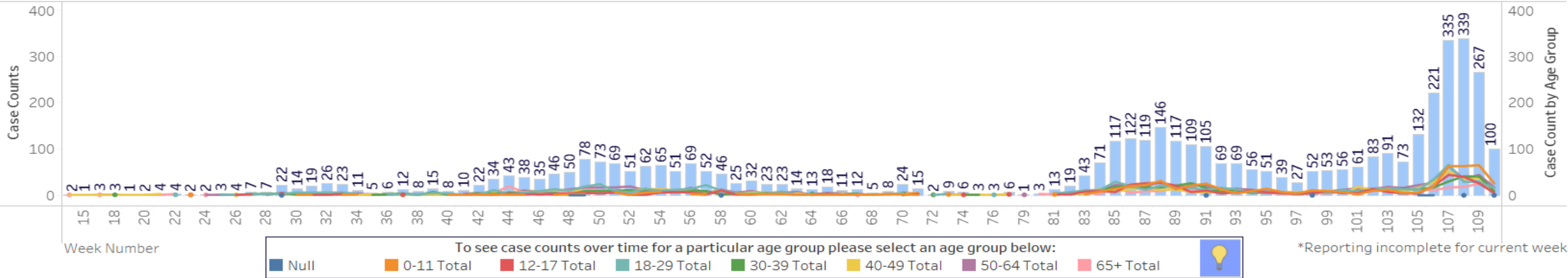
Breakthrough Cases

County	# of Breakthrough Cases	% of Breakthrough Cases
Henry County	552	12.22%

Active Hospitalized Cases

10

Total Cases and Age Distribution Over Time



*NCDHD is using the state reporting system's recovered indicator to report active cases. At this time, each case is being automatically converted at 30 days to a recovered case by the state system, rather than after isolation ends which is typically at 10 days.

** On Thursday, October 28th, 2021 the State announced that there was duplication in the reporting of some of Kentucky's COVID-19 vaccine data which resulted in some of the data being counted twice. As a result, the State's (and the counties) total number of unique vaccinations is lower than what's been previously reported. This error has since been corrected.



NORTH CENTRAL DISTRICT
HEALTH DEPARTMENT

Shelby County COVID-19 Weekly Update

Data as of: 02/04/2022

Total Positive Cases

12,375

Positive Cases By Race

Asian	0.25%
Black or African American	6.46%

Positive Cases By Ethnicity

Hispanic or Latino	12.32%
Not Hispanic or Latino	87.68%

Active Cases*

3,883

Total Deaths

138

New Cases Added in the Last 7 Days

486

Total Deaths Reported within the Last 7 Days

2

Population Fully Vaccinated

County	Total Number	Total %	% 12+	% 18+	% 65+	Rank
Shelby County	22,432	45.8	52.1	53.2	71.8	68

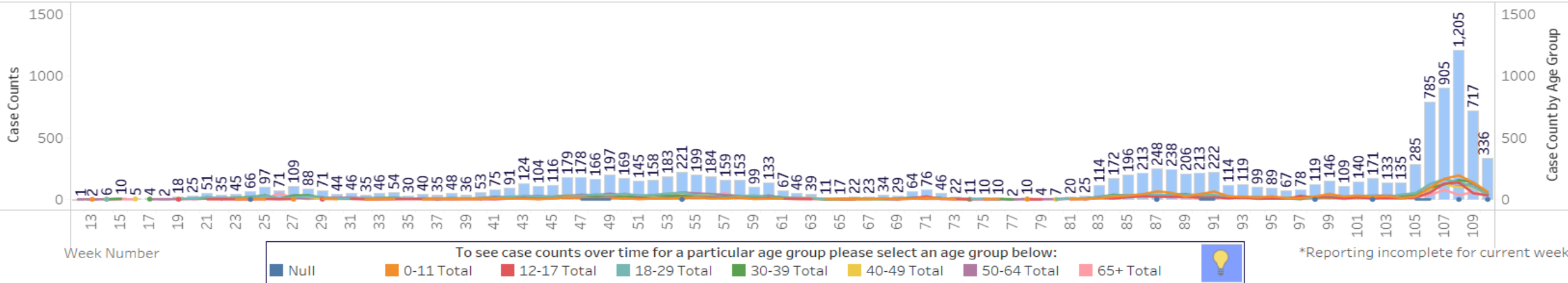
Breakthrough Cases

County	# of Breakthrough Cases	% of Breakthrough Cases
Shelby County	1418	11.46%

Active Hospitalized Cases

19

Total Cases and Age Distribution Over Time



*NCDHD is using the state reporting system's recovered indicator to report active cases. At this time, each case is being automatically converted at 30 days to a recovered case by the state system, rather than after isolation ends which is typically at 10 days.

** On Thursday, October 28th, 2021 the State announced that there was duplication in the reporting of some of Kentucky's COVID-19 vaccine data which resulted in some of the data being counted twice. As a result, the State's (and the counties) total number of unique vaccinations is lower than what's been previously reported. This error has since been corrected.



NORTH CENTRAL DISTRICT HEALTH DEPARTMENT

Spencer County COVID-19 Weekly Update

Data as of: 02/04/2022

Total Positive Cases

5,001

Positive Cases By Race

Asian	0.14%
Black or African American	1.78%

Positive Cases By Ethnicity

Hispanic or Latino	2.17%
Not Hispanic or Latino	97.83%

Active Cases*

1,495

New Cases Added in the Last 7 Days

150

Total Deaths

48

Total Deaths Reported within the Last 7 Days

0

Population Fully Vaccinated

County	Total Number	Total %	% 12+	% 18+	% 65+	Rank
Spencer County	5,613	29	32.4	32.8	42.6	120

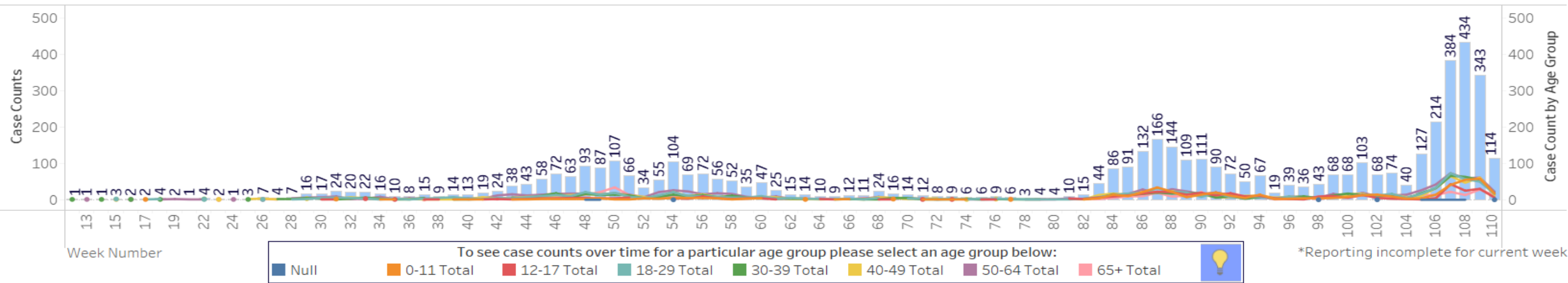
Breakthrough Cases

County	# of Breakthrough Cases	% of Breakthrough Cases
Spencer County	709	14.18%

Active Hospitalized Cases

14

Total Cases and Age Distribution Over Time



*NCDHD is using the state reporting system's recovered indicator to report active cases. At this time, each case is being automatically converted at 30 days to a recovered case by the state system, rather than after isolation ends which is typically at 10 days.

** On Thursday, October 28th, 2021 the State announced that there was duplication in the reporting of some of Kentucky's COVID-19 vaccine data which resulted in some of the data being counted twice. As a result, the State's (and the counties) total number of unique vaccinations is lower than what's been previously reported. This error has since been corrected.

Trimble County COVID-19 Weekly Update

Data as of: 02/04/2022

Total Positive Cases

2,042

Positive Cases By Race

Asian	0.20%
Black or African American	0.88%

Positive Cases By Ethnicity

Hispanic or Latino	1.31%
Not Hispanic or Latino	98.69%

Active Cases*

475

Total Deaths

35

New Cases Added in the Last 7 Days

58

Total Deaths Reported within the Last 7 Days

1

Population Fully Vaccinated

County	Total Number	Total %	% 12+	% 18+	% 65+	Rank
Trimble County	3,583	42.3	48.5	50.2	67.6	90

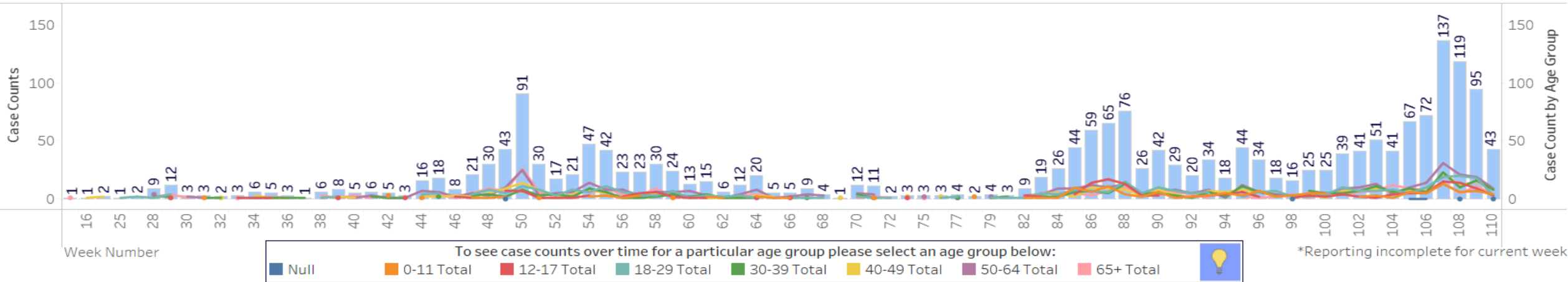
Breakthrough Cases

County	# of Breakthrough Cases	% of Breakthrough Cases
Trimble County	189	9.26%

Active Hospitalized Cases

11

Total Cases and Age Distribution Over Time



*Reporting incomplete for current week

*NCDHD is using the state reporting system's recovered indicator to report active cases. At this time, each case is being automatically converted at 30 days to a recovered case by the state system, rather than after isolation ends which is typically at 10 days.

** On Thursday, October 28th, 2021 the State announced that there was duplication in the reporting of some of Kentucky's COVID-19 vaccine data which resulted in some of the data being counted twice. As a result, the State's (and the counties) total number of unique vaccinations is lower than what's been previously reported. This error has since been corrected.



NORTH CENTRAL DISTRICT
HEALTH DEPARTMENT