

North Central District COVID-19 Weekly Update

Data as of: 02/11/2022

Total Positive Cases

24,431

Positive Cases By Race

Asian	0.19%
Black or African American	4.25%

Positive Cases By Ethnicity

Hispanic or Latino	7.12%
Not Hispanic or Latino	92.88%

Active Cases*

6,007

Total Deaths

267

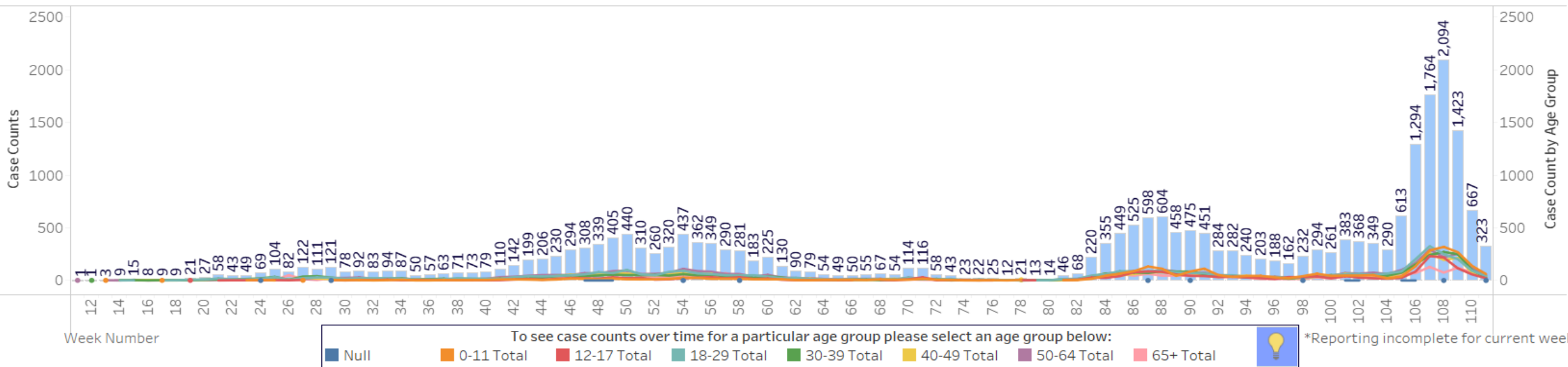
New Cases Added in the Last 7 Days

381

Total Deaths Reported within the Last 7 Days

2

Total Cases and Age Distribution Over Time



*NCDHD is using the state reporting system's recovered indicator to report active cases. At this time, each case is being automatically converted at 30 days to a recovered case by the state system, rather than after isolation ends which is typically at 10 days.

Henry County COVID-19 Weekly Update

Data as of: 02/11/2022

Total Positive Cases

4,612

Positive Cases By Race

Asian	0.07%
Black or African American	2.45%

Positive Cases By Ethnicity

Hispanic or Latino	2.71%
Not Hispanic or Latino	97.29%

Active Cases*

1,082

Total Deaths

44

New Cases Added in the Last 7 Days

64

Total Deaths Reported within the Last 7 Days

0

Population Fully Vaccinated

County	Total Number	Total %	% 12+	% 18+	% 65+	Rank
Henry County	8,502	52.7	60.9	63.9	84.3	24

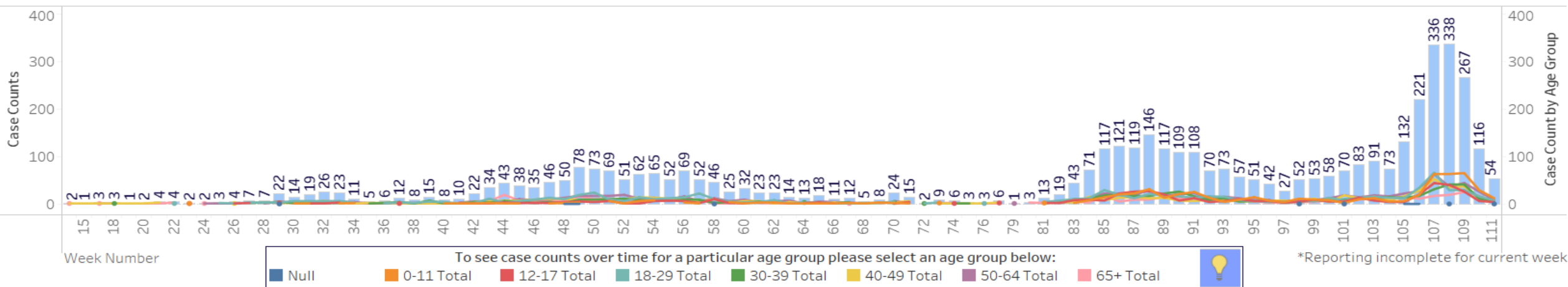
Breakthrough Cases

County	# of Breakthrough Cases	% of Breakthrough Cases
Henry County	581	12.60%

Active Hospitalized Cases

10

Total Cases and Age Distribution Over Time



*NCDHD is using the state reporting system's recovered indicator to report active cases. At this time, each case is being automatically converted at 30 days to a recovered case by the state system, rather than after isolation ends which is typically at 10 days.

** On Thursday, October 28th, 2021 the State announced that there was duplication in the reporting of some of Kentucky's COVID-19 vaccine data which resulted in some of the data being counted twice. As a result, the State's (and the counties) total number of unique vaccinations is lower than what's been previously reported. This error has since been corrected.



NORTH CENTRAL DISTRICT
HEALTH DEPARTMENT

Shelby County

COVID-19 Weekly Update

Data as of: 02/11/2022

Total Positive Cases

12,645

Positive Cases By Race

Asian	0.25%
Black or African American	6.45%

Positive Cases By Ethnicity

Hispanic or Latino	12.23%
Not Hispanic or Latino	87.77%

Active Cases*

3,218

New Cases Added in the Last 7 Days

207

Total Deaths

140

Total Deaths Reported within the Last 7 Days

2

Population Fully Vaccinated

County	Total Number	Total %	% 12+	% 18+	% 65+	Rank
Shelby County	22,529	46	52.3	53.3	71.8	68

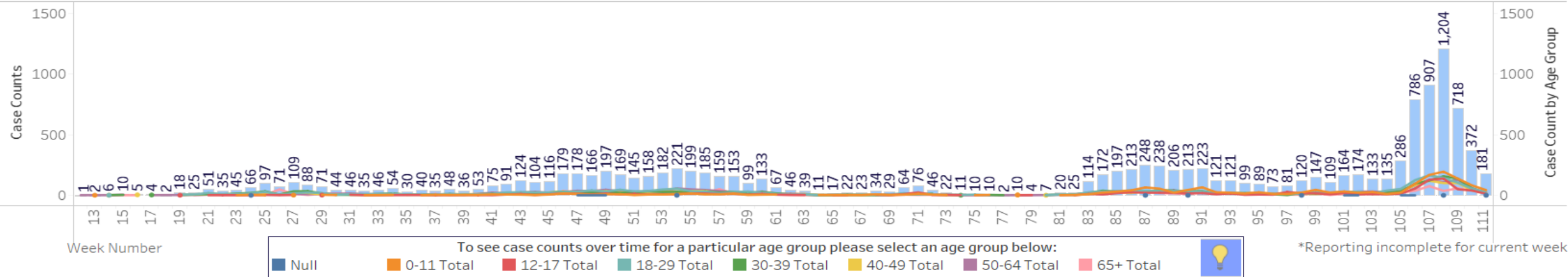
Breakthrough Cases

County	# of Breakthrough Cases	% of Breakthrough Cases
Shelby County	1481	11.71%

Active Hospitalized Cases

19

Total Cases and Age Distribution Over Time



*NCDHD is using the state reporting system's recovered indicator to report active cases. At this time, each case is being automatically converted at 30 days to a recovered case by the state system, rather than after isolation ends which is typically at 10 days.

** On Thursday, October 28th, 2021 the State announced that there was duplication in the reporting of some of Kentucky's COVID-19 vaccine data which resulted in some of the data being counted twice. As a result, the State's (and the counties) total number of unique vaccinations is lower than what's been previously reported. This error has since been corrected.

Spencer County COVID-19 Weekly Update

Data as of: 02/11/2022

Total Positive Cases

5,096

Positive Cases By Race

Asian	0.14%
Black or African American	1.82%

Positive Cases By Ethnicity

Hispanic or Latino	2.20%
Not Hispanic or Latino	97.80%

Active Cases*

1,281

Total Deaths

48

New Cases Added in the Last 7 Days

83

Total Deaths Reported within the Last 7 Days

0

Population Fully Vaccinated

County	Total Number	Total %	% 12+	% 18+	% 65+	Rank
Spencer County	5,651	29.2	32.5	32.9	42.7	120

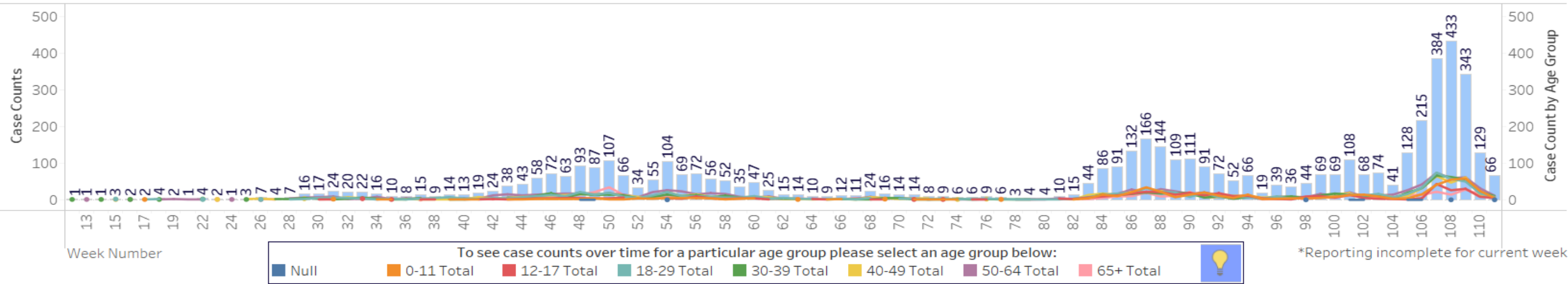
Breakthrough Cases

County	# of Breakthrough Cases	% of Breakthrough Cases
Spencer County	744	14.60%

Active Hospitalized Cases

12

Total Cases and Age Distribution Over Time



*NCDHD is using the state reporting system's recovered indicator to report active cases. At this time, each case is being automatically converted at 30 days to a recovered case by the state system, rather than after isolation ends which is typically at 10 days.

** On Thursday, October 28th, 2021 the State announced that there was duplication in the reporting of some of Kentucky's COVID-19 vaccine data which resulted in some of the data being counted twice. As a result, the State's (and the counties) total number of unique vaccinations is lower than what's been previously reported. This error has since been corrected.



NORTH CENTRAL DISTRICT
HEALTH DEPARTMENT

Trimble County

COVID-19 Weekly Update

Data as of:02/11/2022

Total Positive Cases

2,078

Positive Cases By Race

Asian	0.19%
Black or African American	0.87%

Positive Cases By Ethnicity

Hispanic or Latino	1.35%
Not Hispanic or Latino	98.65%

Active Cases*

426

Total Deaths

35

New Cases Added in the Last 7 Days

27

Total Deaths Reported within the Last 7 Days

0

Population Fully Vaccinated

County	Total Number	Total %	% 12+	% 18+	% 65+	Rank
Trimble County	3,598	42.5	48.6	50.3	67.7	90

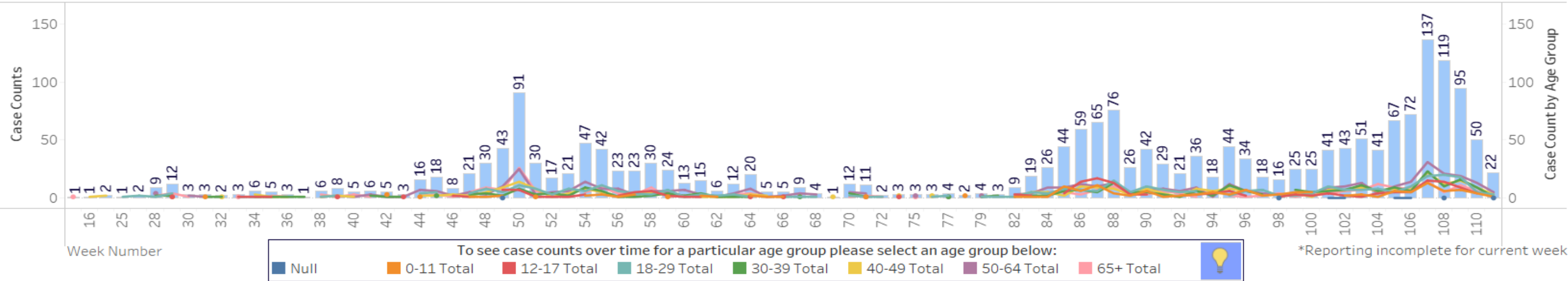
Breakthrough Cases

County	# of Breakthrough Cases	% of Breakthrough Cases
Trimble County	196	9.43%

Active Hospitalized Cases

11

Total Cases and Age Distribution Over Time



*Reporting incomplete for current week

*NCDHD is using the state reporting system's recovered indicator to report active cases. At this time, each case is being automatically converted at 30 days to a recovered case by the state system, rather than after isolation ends which is typically at 10 days.

** On Thursday, October 28th, 2021 the State announced that there was duplication in the reporting of some of Kentucky's COVID-19 vaccine data which resulted in some of the data being counted twice. As a result, the State's (and the counties) total number of unique vaccinations is lower than what's been previously reported. This error has since been corrected.



NORTH CENTRAL DISTRICT
HEALTH DEPARTMENT