

North Central District COVID-19 Weekly Update

Data as of: 02/18/2022

Total Positive Cases

24,957

Positive Cases By Race

Asian	0.19%
Black or African American	4.25%

Positive Cases By Ethnicity

Hispanic or Latino	7.10%
Not Hispanic or Latino	92.90%

Active Cases*

4,648

Total Deaths

273

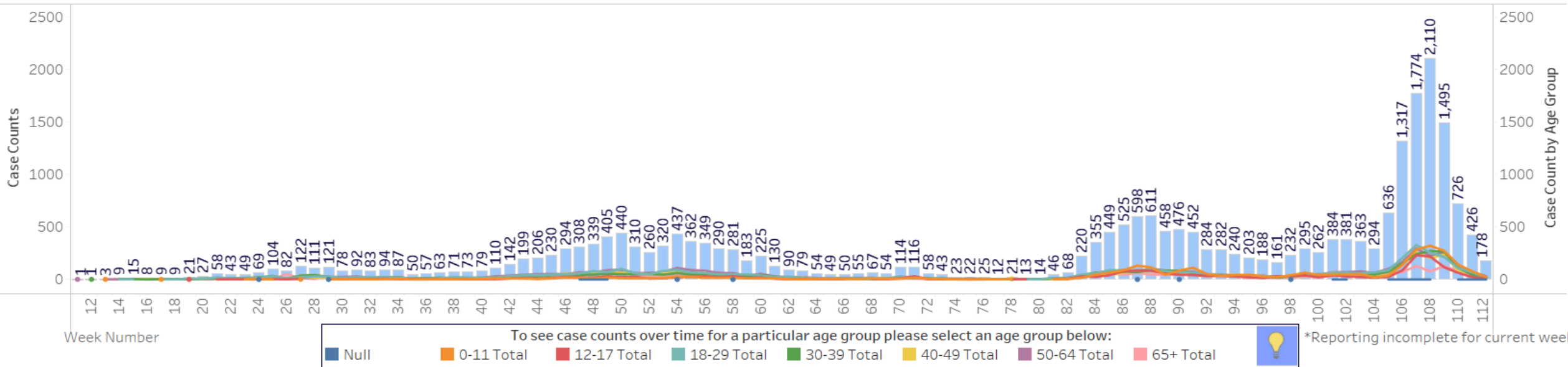
New Cases Added in the Last 7 Days

261

Total Deaths Reported within the Last 7 Days

6

Total Cases and Age Distribution Over Time



*NCDHD is using the state reporting system's recovered indicator to report active cases. At this time, each case is being automatically converted at 30 days to a recovered case by the state system, rather than after isolation ends which is typically at 10 days.

Henry County COVID-19 Weekly Update

Data as of: 02/18/2022

Total Positive Cases

4,694

Positive Cases By Race

Asian	0.06%
Black or African American	2.54%

Positive Cases By Ethnicity

Hispanic or Latino	2.88%
Not Hispanic or Latino	97.12%

Active Cases*

810

New Cases Added in the Last 7 Days

38

Total Deaths

45

Total Deaths Reported within the Last 7 Days

1

Population Fully Vaccinated

County	Total Number	Total %	% 12+	% 18+	% 65+	Rank
Henry County	8,532	52.9	61	64.1	84.3	25

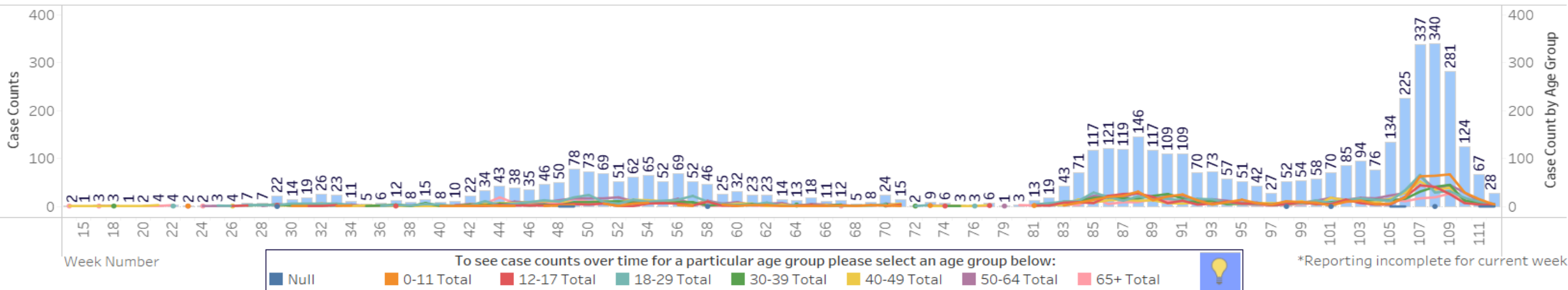
Breakthrough Cases

County	# of Breakthrough Cases	% of Breakthrough Cases
Henry County	596	12.70%

Active Hospitalized Cases

11

Total Cases and Age Distribution Over Time



*NCDHD is using the state reporting system's recovered indicator to report active cases. At this time, each case is being automatically converted at 30 days to a recovered case by the state system, rather than after isolation ends which is typically at 10 days.

** On Thursday, October 28th, 2021 the State announced that there was duplication in the reporting of some of Kentucky's COVID-19 vaccine data which resulted in some of the data being counted twice. As a result, the State's (and the counties) total number of unique vaccinations is lower than what's been previously reported. This error has since been corrected.

Shelby County COVID-19 Weekly Update

Data as of: 02/18/2022

Total Positive Cases

12,954

Positive Cases By Race

Asian	0.25%
Black or African American	6.41%

Positive Cases By Ethnicity

Hispanic or Latino	12.09%
Not Hispanic or Latino	87.91%

Active Cases*

2,575

New Cases Added in the Last 7 Days

151

Total Deaths

144

Total Deaths Reported within the Last 7 Days

4

Population Fully Vaccinated

County	Total Number	Total %	% 12+	% 18+	% 65+	Rank
Shelby County	22,599	46.1	52.4	53.4	71.8	69

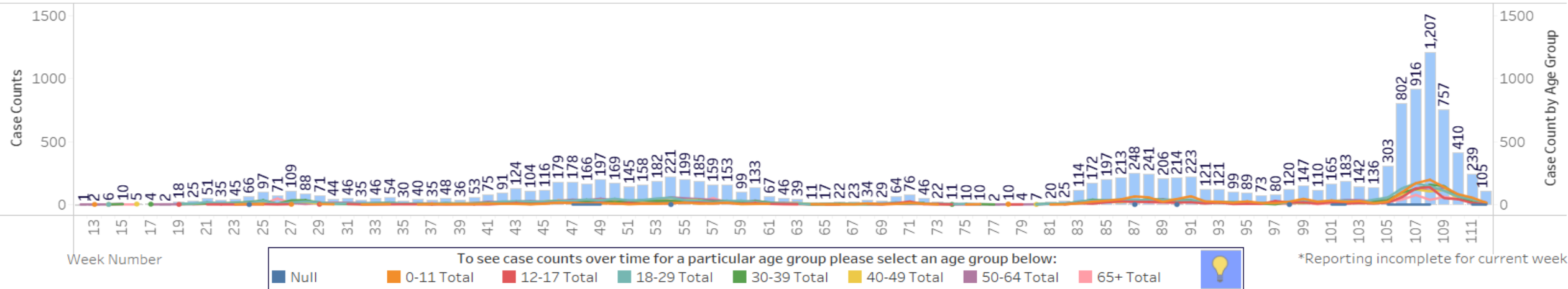
Breakthrough Cases

County	# of Breakthrough Cases	% of Breakthrough Cases
Shelby County	1533	11.83%

Active Hospitalized Cases

21

Total Cases and Age Distribution Over Time



*NCDHD is using the state reporting system's recovered indicator to report active cases. At this time, each case is being automatically converted at 30 days to a recovered case by the state system, rather than after isolation ends which is typically at 10 days.

** On Thursday, October 28th, 2021 the State announced that there was duplication in the reporting of some of Kentucky's COVID-19 vaccine data which resulted in some of the data being counted twice. As a result, the State's (and the counties) total number of unique vaccinations is lower than what's been previously reported. This error has since been corrected.



NORTH CENTRAL DISTRICT
HEALTH DEPARTMENT

Spencer County

COVID-19 Weekly Update

Data as of:02/18/2022

Total Positive Cases

5,190

Positive Cases By Race

Asian	0.13%
Black or African American	1.81%

Positive Cases By Ethnicity

Hispanic or Latino	2.20%
Not Hispanic or Latino	97.80%

Active Cases*

942

Total Deaths

49

New Cases Added in the Last 7 Days

51

Total Deaths Reported within the Last 7 Days

10

Population Fully Vaccinated

County	Total Number	Total %	% 12+	% 18+	% 65+	Rank
Spencer County	5,686	29.4	32.7	33	42.7	120

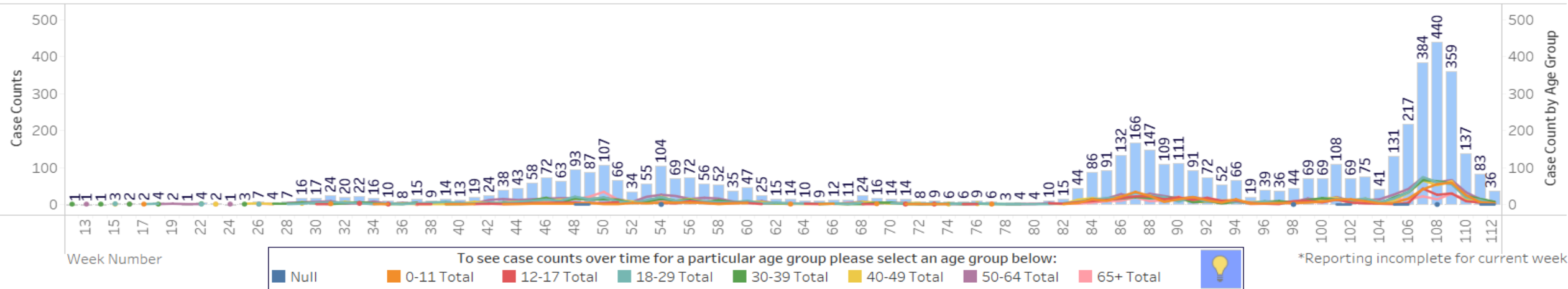
Breakthrough Cases

County	# of Breakthrough Cases	% of Breakthrough Cases
Spencer County	761	14.66%

Active Hospitalized Cases

12

Total Cases and Age Distribution Over Time



*NCDHD is using the state reporting system's recovered indicator to report active cases. At this time, each case is being automatically converted at 30 days to a recovered case by the state system, rather than after isolation ends which is typically at 10 days.

** On Thursday, October 28th, 2021 the State announced that there was duplication in the reporting of some of Kentucky's COVID-19 vaccine data which resulted in some of the data being counted twice. As a result, the State's (and the counties) total number of unique vaccinations is lower than what's been previously reported. This error has since been corrected.



NORTH CENTRAL DISTRICT
HEALTH DEPARTMENT

Trimble County COVID-19 Weekly Update

Data as of: 02/18/2022

Total Positive Cases

2,119

Positive Cases By Race

Asian	0.19%
Black or African American	0.85%

Positive Cases By Ethnicity

Hispanic or Latino	1.39%
Not Hispanic or Latino	98.61%

Active Cases*

321

Total Deaths

35

New Cases Added in the Last 7 Days

21

Total Deaths Reported within the Last 7 Days

0

Population Fully Vaccinated

County	Total Number	Total %	% 12+	% 18+	% 65+	Rank
Trimble County	3,619	42.7	48.7	50.4	67.8	90

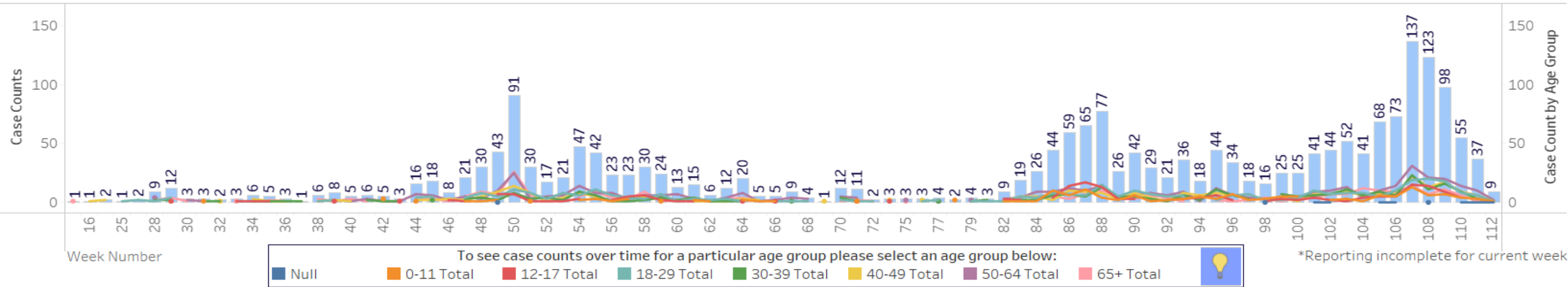
Breakthrough Cases

County	# of Breakthrough Cases	% of Breakthrough Cases
Trimble County	205	9.67%

Active Hospitalized Cases

11

Total Cases and Age Distribution Over Time



*NCDHD is using the state reporting system's recovered indicator to report active cases. At this time, each case is being automatically converted at 30 days to a recovered case by the state system, rather than after isolation ends which is typically at 10 days.

** On Thursday, October 28th, 2021 the State announced that there was duplication in the reporting of some of Kentucky's COVID-19 vaccine data which resulted in some of the data being counted twice. As a result, the State's (and the counties) total number of unique vaccinations is lower than what's been previously reported. This error has since been corrected.