

North Central District COVID-19 Weekly Update

Data as of: 03/04/2022

Total Positive Cases

25,244

Positive Cases By Race

Asian	0.19%
Black or African American	4.24%

Active Cases*

1,919

Total Deaths

279

Positive Cases By Ethnicity

Hispanic or Latino	7.07%
Not Hispanic or Latino	92.93%

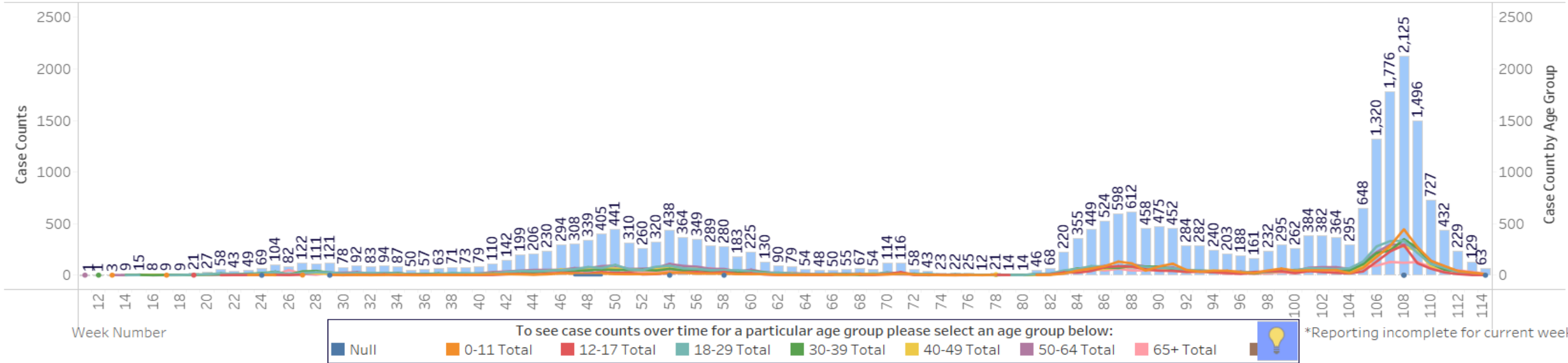
New Cases Added in the Last 7 Days

90

Total Deaths Reported within the Last 7 Days

5

Total Cases and Age Distribution Over Time



*NCDHD is using the state reporting system's recovered indicator to report active cases. At this time, each case is being automatically converted at 30 days to a recovered case by the state system, rather than after isolation ends which is typically at 10 days.



NORTH CENTRAL DISTRICT
HEALTH DEPARTMENT

Henry County COVID-19 Weekly Update

Data as of: 03/04/2022

Total Positive Cases

4,731

Positive Cases By Race

Asian	0.06%
Black or African American	2.52%

Positive Cases By Ethnicity

Hispanic or Latino	2.85%
Not Hispanic or Latino	97.15%

Active Cases*

336

Total Deaths

46

New Cases Added in the Last 7 Days

10

Total Deaths Reported within the Last 7 Days

1

Population Fully Vaccinated

County	Total Number	Total %	% 12+	% 18+	% 65+	Rank
Henry County	8,564	53.1	61.2	64.2	84.4	26

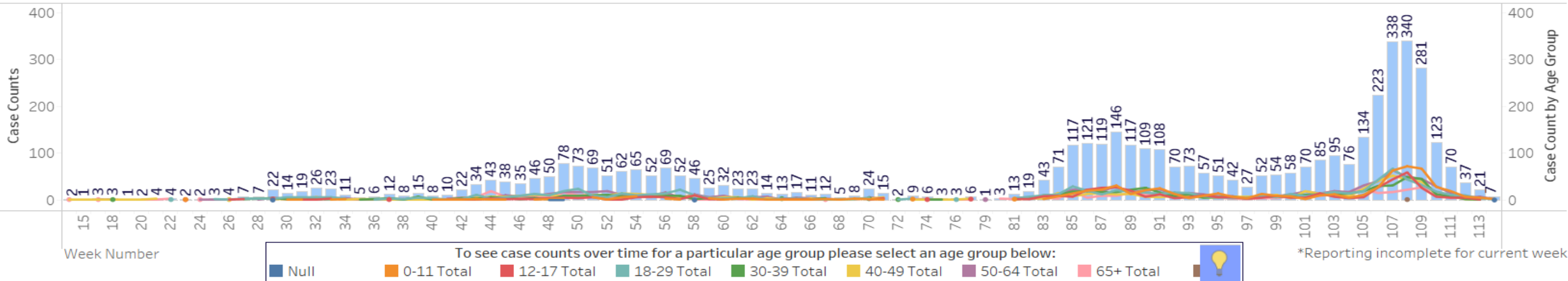
Breakthrough Cases

County	# of Breakthrough Cases	% of Breakthrough Cases
Henry County	605	12.79%

Active Hospitalized Cases

11

Total Cases and Age Distribution Over Time



*NCDHD is using the state reporting system's recovered indicator to report active cases. At this time, each case is being automatically converted at 30 days to a recovered case by the state system, rather than after isolation ends which is typically at 10 days.

** On Thursday, October 28th, 2021 the State announced that there was duplication in the reporting of some of Kentucky's COVID-19 vaccine data which resulted in some of the data being counted twice. As a result, the State's (and the counties) total number of unique vaccinations is lower than what's been previously reported. This error has since been corrected.

Shelby County COVID-19 Weekly Update

Data as of: 03/04/2022

Total Positive Cases

13,116

Positive Cases By Race

Asian	0.27%
Black or African American	6.38%

Positive Cases By Ethnicity

Hispanic or Latino	12.06%
Not Hispanic or Latino	87.94%

Active Cases*

1,041

Total Deaths

145

New Cases Added in the Last 7 Days

49

Total Deaths Reported within the Last 7 Days

1

Population Fully Vaccinated

County	Total Number	Total %	% 12+	% 18+	% 65+	Rank
Shelby County	22,692	46.3	52.6	53.6	71.9	69

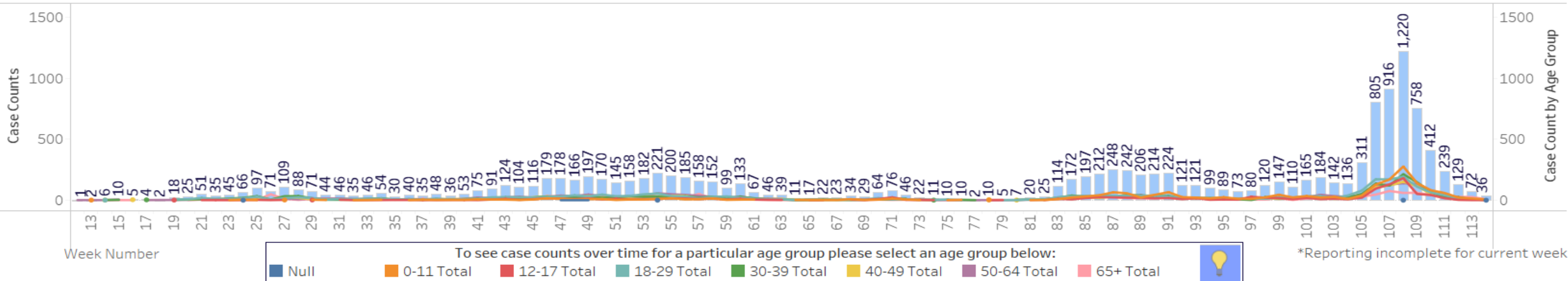
Breakthrough Cases

County	# of Breakthrough Cases	% of Breakthrough Cases
Shelby County	1571	11.98%

Active Hospitalized Cases

22

Total Cases and Age Distribution Over Time



*NCDHD is using the state reporting system's recovered indicator to report active cases. At this time, each case is being automatically converted at 30 days to a recovered case by the state system, rather than after isolation ends which is typically at 10 days.

** On Thursday, October 28th, 2021 the State announced that there was duplication in the reporting of some of Kentucky's COVID-19 vaccine data which resulted in some of the data being counted twice. As a result, the State's (and the counties) total number of unique vaccinations is lower than what's been previously reported. This error has since been corrected.

Spencer County COVID-19 Weekly Update

Data as of: 03/04/2022

Total Positive Cases

5,260

Positive Cases By Race

Asian	0.13%
Black or African American	1.84%

Positive Cases By Ethnicity

Hispanic or Latino	2.17%
Not Hispanic or Latino	97.83%

Active Cases*

386

Total Deaths

50

New Cases Added in the Last 7 Days

24

Total Deaths Reported within the Last 7 Days

0

Population Fully Vaccinated

County	Total Number	Total %	% 12+	% 18+	% 65+	Rank
Spencer County	5,724	29.6	32.8	33.2	42.8	120

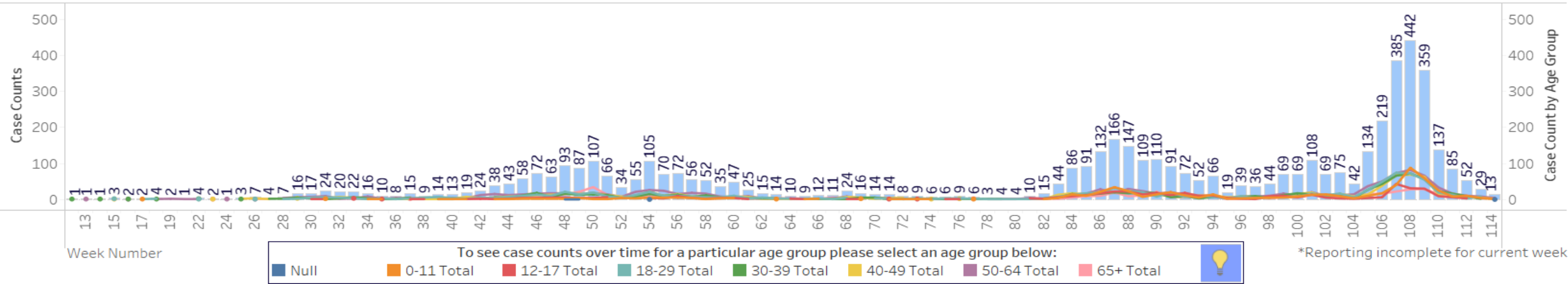
Breakthrough Cases

County	# of Breakthrough Cases	% of Breakthrough Cases
Spencer County	781	14.85%

Active Hospitalized Cases

13

Total Cases and Age Distribution Over Time



*NCDHD is using the state reporting system's recovered indicator to report active cases. At this time, each case is being automatically converted at 30 days to a recovered case by the state system, rather than after isolation ends which is typically at 10 days.

** On Thursday, October 28th, 2021 the State announced that there was duplication in the reporting of some of Kentucky's COVID-19 vaccine data which resulted in some of the data being counted twice. As a result, the State's (and the counties) total number of unique vaccinations is lower than what's been previously reported. This error has since been corrected.

Trimble County COVID-19 Weekly Update

Data as of: 03/04/2022

Total Positive Cases

2,137

Positive Cases By Race

Asian	0.19%
Black or African American	0.84%

Positive Cases By Ethnicity

Hispanic or Latino	1.37%
Not Hispanic or Latino	98.63%

Active Cases*

156

Total Deaths

38

New Cases Added in the Last 7 Days

7

Total Deaths Reported within the Last 7 Days

3

Population Fully Vaccinated

County	Total Number	Total %	% 12+	% 18+	% 65+	Rank
Trimble County	3,649	43.1	49.1	50.8	67.9	90

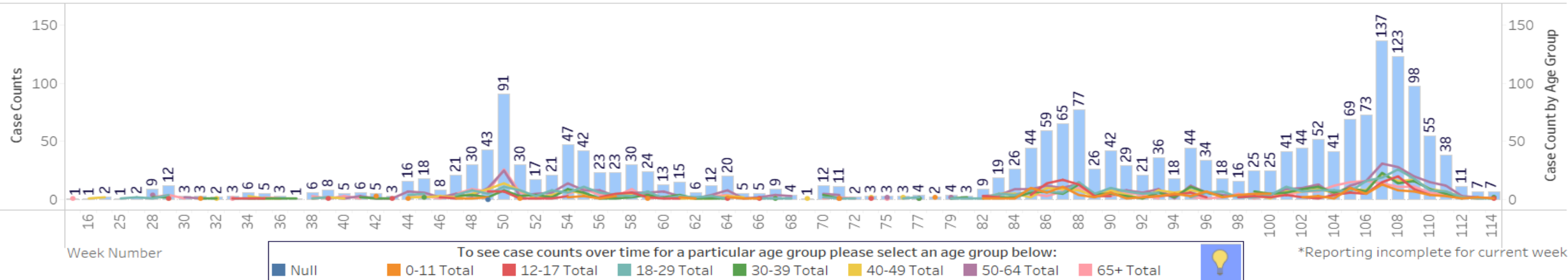
Breakthrough Cases

County	# of Breakthrough Cases	% of Breakthrough Cases
Trimble County	210	9.83%

Active Hospitalized Cases

11

Total Cases and Age Distribution Over Time



*Reporting incomplete for current week

*NCDHD is using the state reporting system's recovered indicator to report active cases. At this time, each case is being automatically converted at 30 days to a recovered case by the state system, rather than after isolation ends which is typically at 10 days.

** On Thursday, October 28th, 2021 the State announced that there was duplication in the reporting of some of Kentucky's COVID-19 vaccine data which resulted in some of the data being counted twice. As a result, the State's (and the counties) total number of unique vaccinations is lower than what's been previously reported. This error has since been corrected.