

North Central District COVID-19 Weekly Update

Data as of: 03/11/2022

Total Positive Cases

25,338

Positive Cases By Race

Asian	0.19%
Black or African American	4.23%

Active Cases*

1,655

Total Deaths

285

Positive Cases By Ethnicity

Hispanic or Latino	7.05%
Not Hispanic or Latino	92.95%

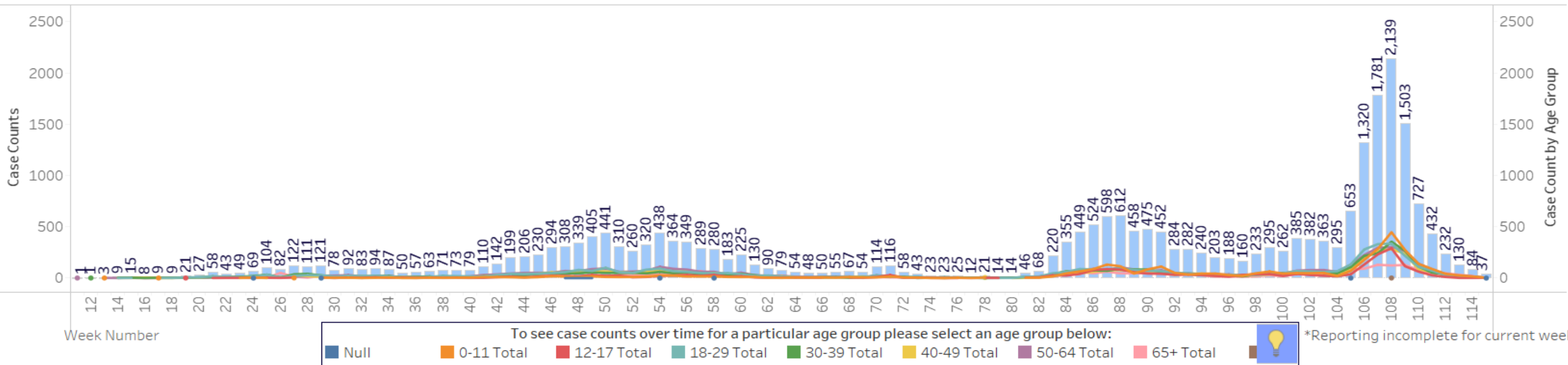
New Cases Added in the Last 7 Days

55

Total Deaths Reported within the Last 7 Days

6

Total Cases and Age Distribution Over Time



*NCDHD is using the state reporting system's recovered indicator to report active cases. At this time, each case is being automatically converted at 30 days to a recovered case by the state system, rather than after isolation ends which is typically at 10 days.

Henry County

COVID-19 Weekly Update

Data as of: 03/11/2022

Total Positive Cases

4,743

Positive Cases By Race

Asian	0.06%
Black or African American	2.51%

Positive Cases By Ethnicity

Hispanic or Latino	2.85%
Not Hispanic or Latino	97.15%

Active Cases*

293

Total Deaths

46

New Cases Added in the Last 7 Days

9

Total Deaths Reported within the Last 7 Days

0

Population Fully Vaccinated

County	Total Number	Total %	% 12+	% 18+	% 65+	Rank
Henry County	8,592	53.3	61.4	64.4	84.4	25

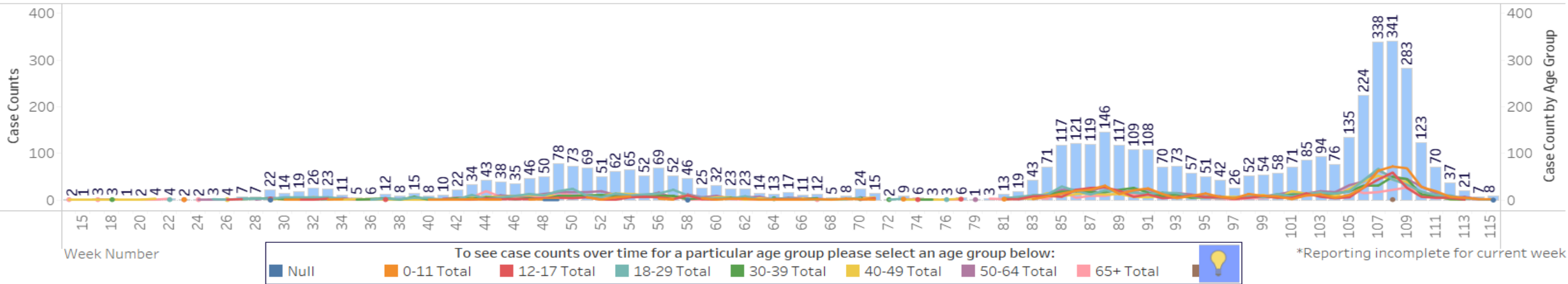
Breakthrough Cases

County	# of Breakthrough Cases	% of Breakthrough Cases
Henry County	608	12.82%

Active Hospitalized Cases

11

Total Cases and Age Distribution Over Time



*NCDHD is using the state reporting system's recovered indicator to report active cases. At this time, each case is being automatically converted at 30 days to a recovered case by the state system, rather than after isolation ends which is typically at 10 days.

** On Thursday, October 28th, 2021 the State announced that there was duplication in the reporting of some of Kentucky's COVID-19 vaccine data which resulted in some of the data being counted twice. As a result, the State's (and the counties) total number of unique vaccinations is lower than what's been previously reported. This error has since been corrected.



Shelby County

COVID-19 Weekly Update

Data as of: 03/11/2022

Total Positive Cases

13,174

Positive Cases By Race

Asian	0.27%
Black or African American	6.36%

Positive Cases By Ethnicity

Hispanic or Latino	12.03%
Not Hispanic or Latino	87.97%

Active Cases*

889

Total Deaths

149

New Cases Added in the Last 7 Days

34

Total Deaths Reported within the Last 7 Days

4

Population Fully Vaccinated

County	Total Number	Total %	% 12+	% 18+	% 65+	Rank
Shelby County	22,767	46.4	52.7	53.7	71.9	69

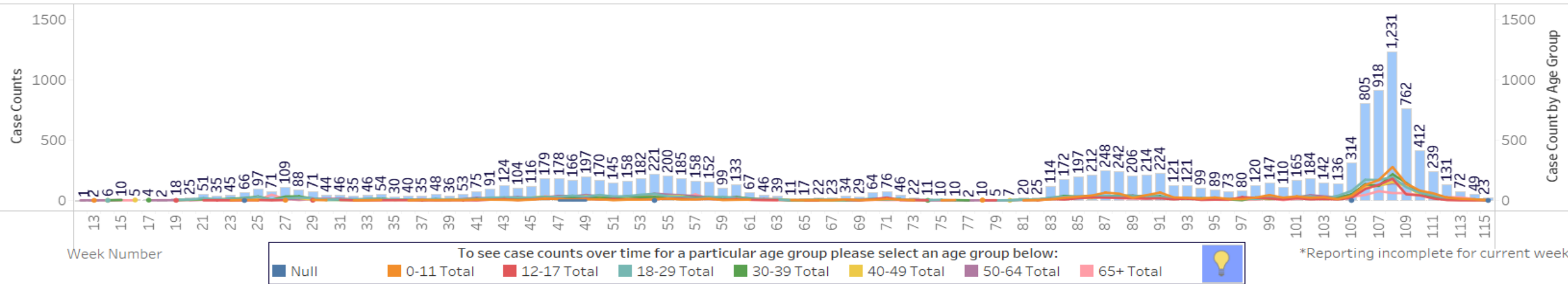
Breakthrough Cases

County	# of Breakthrough Cases	% of Breakthrough Cases
Shelby County	1577	11.97%

Active Hospitalized Cases

24

Total Cases and Age Distribution Over Time



*Reporting incomplete for current week

*NCDHD is using the state reporting system's recovered indicator to report active cases. At this time, each case is being automatically converted at 30 days to a recovered case by the state system, rather than after isolation ends which is typically at 10 days.

** On Thursday, October 28th, 2021 the State announced that there was duplication in the reporting of some of Kentucky's COVID-19 vaccine data which resulted in some of the data being counted twice. As a result, the State's (and the counties) total number of unique vaccinations is lower than what's been previously reported. This error has since been corrected.



NORTH CENTRAL DISTRICT
HEALTH DEPARTMENT

Spencer County

COVID-19 Weekly Update

Data as of: 03/11/2022

Total Positive Cases

5,279

Positive Cases By Race

Asian	0.13%
Black or African American	1.84%

Positive Cases By Ethnicity

Hispanic or Latino	2.17%
Not Hispanic or Latino	97.83%

Active Cases*

335

Total Deaths

51

New Cases Added in the Last 7 Days

9

Total Deaths Reported within the Last 7 Days

1

Population Fully Vaccinated

County	Total Number	Total %	% 12+	% 18+	% 65+	Rank
Spencer County	5,746	29.7	32.9	33.3	42.9	120

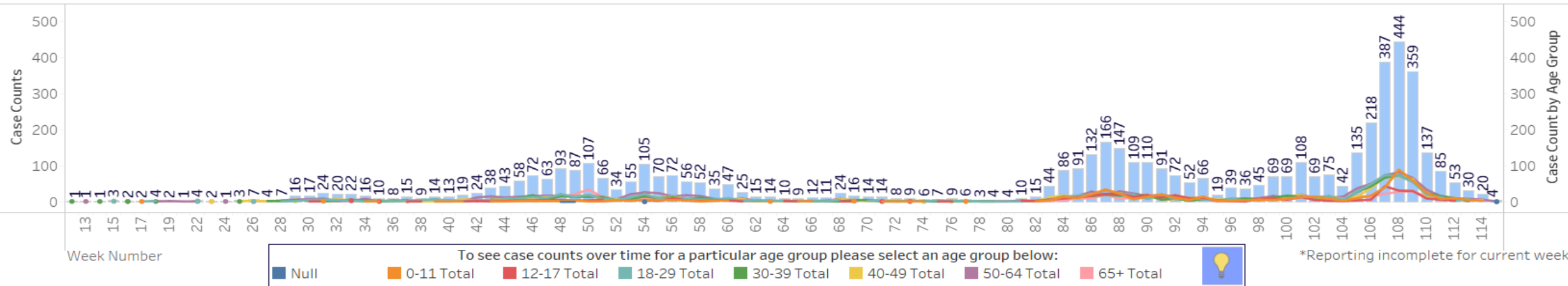
Breakthrough Cases

County	# of Breakthrough Cases	% of Breakthrough Cases
Spencer County	785	14.87%

Active Hospitalized Cases

13

Total Cases and Age Distribution Over Time



*NCDHD is using the state reporting system's recovered indicator to report active cases. At this time, each case is being automatically converted at 30 days to a recovered case by the state system, rather than after isolation ends which is typically at 10 days.

** On Thursday, October 28th, 2021 the State announced that there was duplication in the reporting of some of Kentucky's COVID-19 vaccine data which resulted in some of the data being counted twice. As a result, the State's (and the counties) total number of unique vaccinations is lower than what's been previously reported. This error has since been corrected.



NORTH CENTRAL DISTRICT
HEALTH DEPARTMENT

Trimble County

COVID-19 Weekly Update

Data as of: 03/11/2022

Total Positive Cases

2,142

Positive Cases By Race

Asian	0.19%
Black or African American	0.84%

Positive Cases By Ethnicity

Hispanic or Latino	1.37%
Not Hispanic or Latino	98.63%

Active Cases*

138

Total Deaths

39

New Cases Added in the Last 7 Days

3

Total Deaths Reported within the Last 7 Days

1

Population Fully Vaccinated

County	Total Number	Total %	% 12+	% 18+	% 65+	Rank
Trimble County	3,664	43.3	49.3	51	68	90

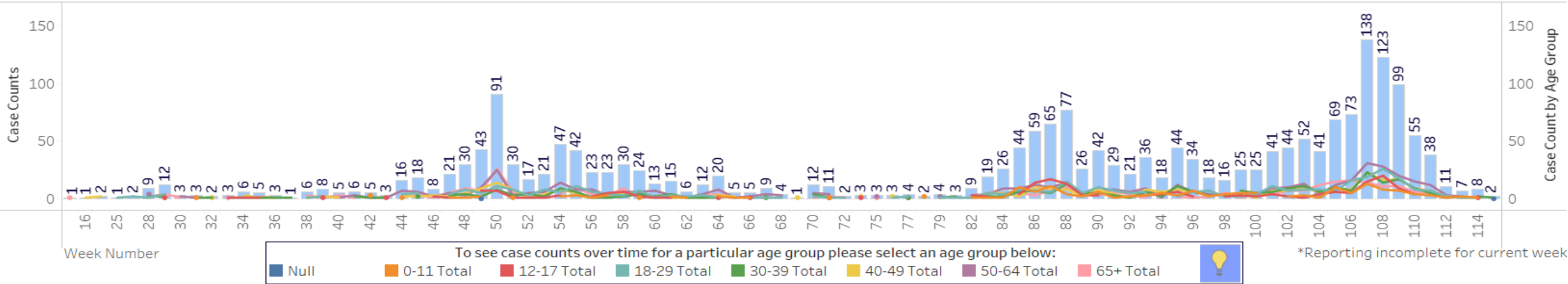
Breakthrough Cases

County	# of Breakthrough Cases	% of Breakthrough Cases
Trimble County	210	9.80%

Active Hospitalized Cases

11

Total Cases and Age Distribution Over Time



*NCDHD is using the state reporting system's recovered indicator to report active cases. At this time, each case is being automatically converted at 30 days to a recovered case by the state system, rather than after isolation ends which is typically at 10 days.

** On Thursday, October 28th, 2021 the State announced that there was duplication in the reporting of some of Kentucky's COVID-19 vaccine data which resulted in some of the data being counted twice. As a result, the State's (and the counties) total number of unique vaccinations is lower than what's been previously reported. This error has since been corrected.



NORTH CENTRAL DISTRICT
HEALTH DEPARTMENT