

# North Central District COVID-19 Weekly Update

Data as of: 04/15/2022

## Total Positive Cases

25,590

## Positive Cases By Race

Asian	0.20%
Black or African Ameri..	4.22%

## Positive Cases By Ethnicity

Hispanic or Latino	6.97%
Not Hispanic or Latino	93.03%

## Active Cases\*

1,174

New Cases Added in the Last 7 Days

37

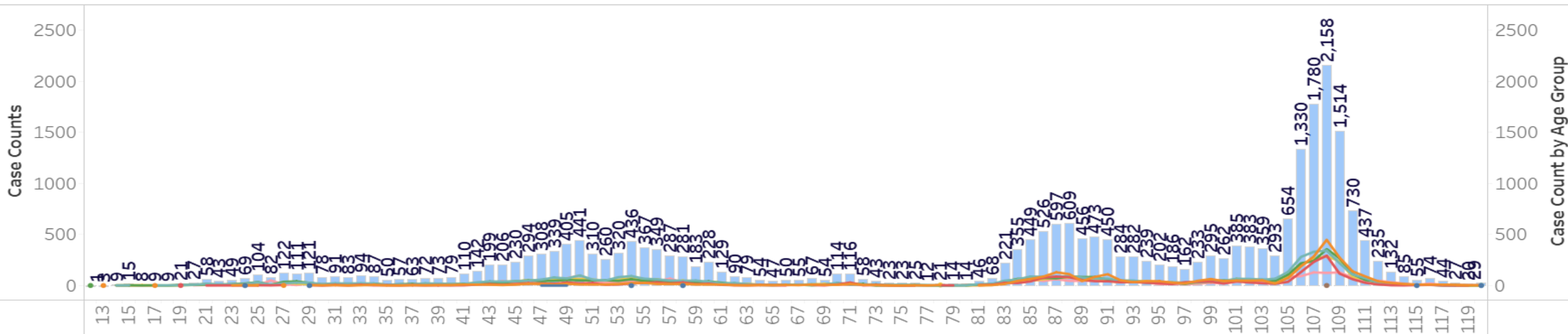
## Total Deaths

302

Total Deaths Reported within the Last 7 Days

4

## Total Cases and Age Distribution Over Time



To see case counts over time for a particular age group please select an age group below:

- Null
- 0-11 Total
- 12-17 Tot..
- 18-29 Tot..
- 30-39 Tot..
- 40-49 Tot..
- 65+ Total
- 104

\*Reporting incomplete for current week

\*NCDHD is using the state reporting system's recovered indicator to report active cases. At this time, each case is ..

# Henry County

## Total Positive Cases

4,765

## Positive Cases By Race

Asian	0.08%
Black or African Ameri..	2.52%

## Positive Cases By Ethnicity

Hispanic or Latino	2.78%
Not Hispanic or Latino	97.22%

## Active Cases\*

215

New Cases Added in the Last 7 Days

7

## Total Deaths

49

Total Deaths Reported within the Last 7 Days

1

## Population Fully Vaccinated

County	Total Nu..	Total %	% 1..	% 18+	% 65+	Rank
Henry Coun..	8.668	53.8	61.9	64.9	84.8	25

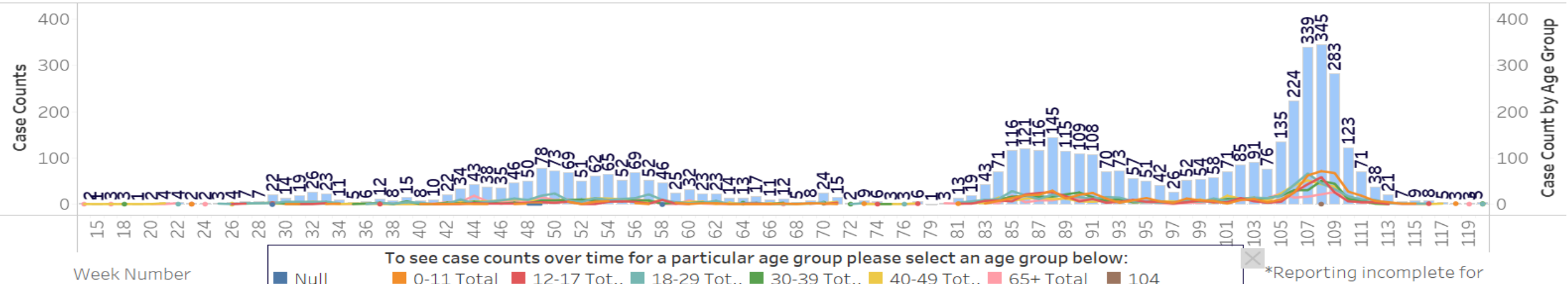
## Breakthrough Cases

County	# of Breakthrough ..	% of Breakthrough Cases
Henry County	615	12.91%

## Active Hospitalized Cases

9

## Total Cases and Age Distribution Over Time



\*NCDHD is using the state reporting system's recovered indicator to report active cases. At this time, each case i..

\*\* On Thursday, October 28th, 2021 the State announced that there was duplication in the reporting of some of Kentucky's COVID-19 vaccine data which resulted in some of the data being counted twice. As a result, the State's (and the counties) total number of unique vaccinations is lower than what's been previously reported. This error has since been corrected.



# COVID-19 Weekly Update Shelby County

Data as of: 04/15/22

## Total Positive Cases

13,288

## Positive Cases By Race

Asian	0.26%
Black or African Ameri..	6.35%

## Positive Cases By Ethnicity

Hispanic or Latino	11.94%
Not Hispanic or Latino	88.06%

## Active Cases\*

605

## New Cases Added in the Last 7 Days

15

## Total Deaths

159

## Total Deaths Reported within the Last 7 Days

2

## Population Fully Vaccinated

County	Total Nu..	Total %	% 1..	% 18+	% 65+	Rar
Shelbv Cou..	22,948	46.8	53.1	54.1	72.2	69

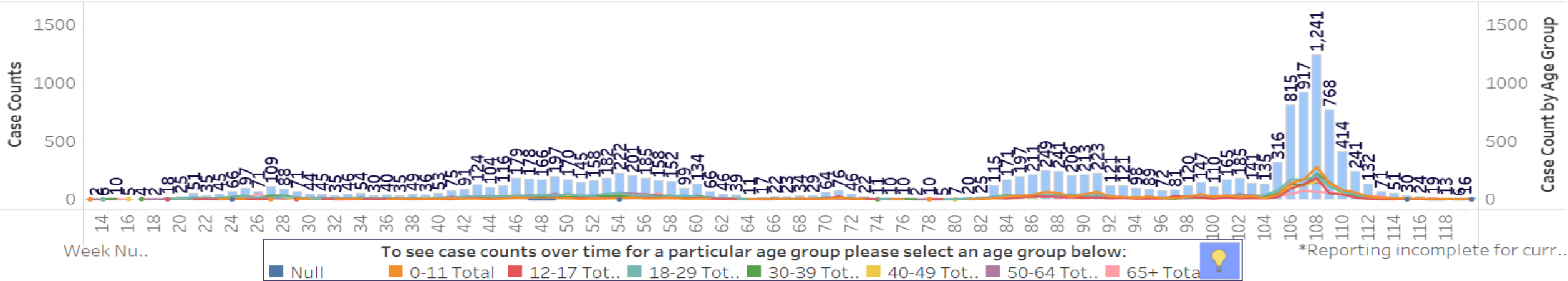
## Breakthrough Cases

County	# of Breakthrough ..	% of Breakthrough Case
Shelby Coun..	1592	11.98%

## Active Hospitalized Cases

23

## Total Cases and Age Distribution Over Time



\*NCDHD is using the state reporting system's recovered indicator to report active cases. At this time, each case i..

\*\* On Thursday, October 28th, 2021 the State announced that there was duplication in the reporting of some of Kentucky's COVID-19 vaccine data which resulted in some of the data being counted twice. As a result, the State's (and the counties) total number of unique vaccinations is lower than what's been previously reported. This error has since been corrected.



**NORTH CENTRAL DISTRICT  
HEALTH DEPARTMENT**

# COVID-19 Weekly Update Spencer County

Data as of: 04/15/22

## Total Positive Cases

5,328

## Positive Cases By Race

Asian	0.13%
Black or African Ameri..	1.82%

## Positive Cases By Ethnicity

Hispanic or Latino	2.15%
Not Hispanic or Latino	97.85%

## Active Cases\*

222

## New Cases Added in the Last 7 Days

8

## Total Deaths

55

## Total Deaths Reported within the Last 7 Days

1

## Population Fully Vaccinated

County	Total Nu..	Total %	% 1..	% 18+	% 65+	Rar
Spencer Co..	5,812	30	33.2	33.6	43.4	12

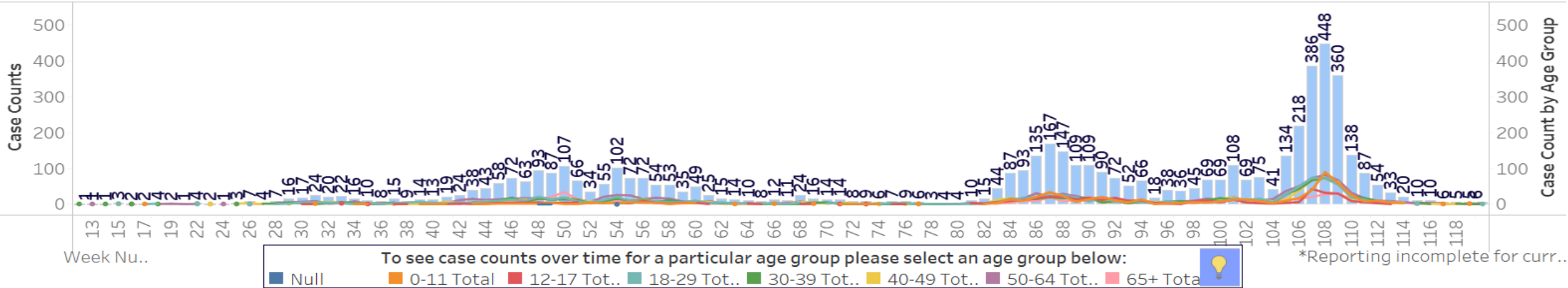
## Breakthrough Cases

County	# of Breakthrough ..	% of Breakthrough Case
Spencer Cou..	797	14.96%

## Active Hospitalized Cases

10

## Total Cases and Age Distribution Over Time



\*NCDHD is using the state reporting system's recovered indicator to report active cases. At this time, each case i..

\*\* On Thursday, October 28th, 2021 the State announced that there was duplication in the reporting of some of Kentucky's COVID-19 vaccine data which resulted in some of the data being counted twice. As a result, the State's (and the counties) total number of unique vaccinations is lower than what's been previously reported. This error has since been corrected.



**NORTH CENTRAL DISTRICT**  
HEALTH DEPARTMENT

# COVID-19 Weekly Update Trimble County

Data as of: 04/15/22

## Total Positive Cases

2,209

## Positive Cases By Race

Asian	0.18%
Black or African Ameri..	0.81%

## Positive Cases By Ethnicity

Hispanic or Latino	1.32%
Not Hispanic or Latino	98.68%

## Active Cases\*

132

## New Cases Added in the Last 7 Days

7

## Total Deaths

39

## Total Deaths Reported within the Last 7 Days

0

## Population Fully Vaccinated

County	Total Nu..	Total %	% 1..	% 18+	% 65+	Rar
Trimble Co..	3,702	43.7	49.7	51.4	68.6	88

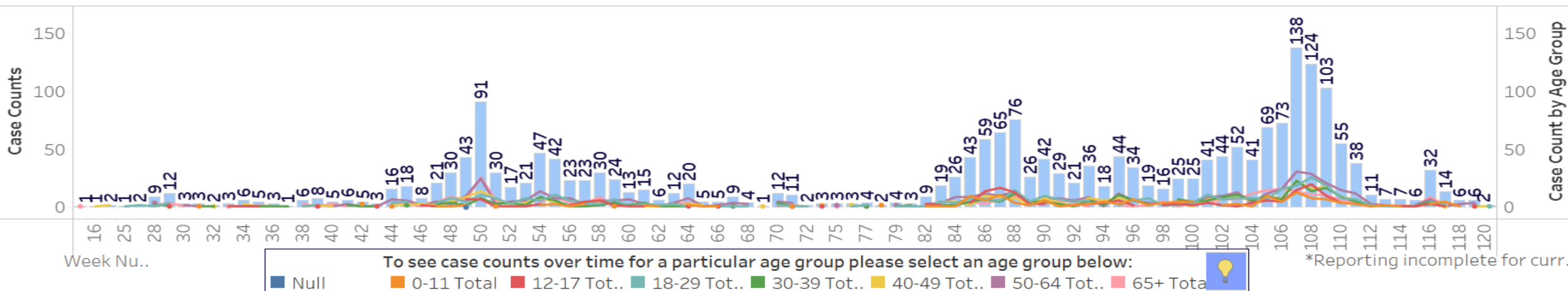
## Breakthrough Cases

County	# of Breakthrough ..	% of Breakthrough Case
Trimble Cou..	223	10.10%

## Active Hospitalized Cases

10

## Total Cases and Age Distribution Over Time



\*NCDHD is using the state reporting system's recovered indicator to report active cases. At this time, each case i..

\*\* On Thursday, October 28th, 2021 the State announced that there was duplication in the reporting of some of Kentucky's COVID-19 vaccine data which resulted in some of the data being counted twice. As a result, the State's (and the counties) total number of unique vaccinations is lower than what's been previously reported. This error has since been corrected.