

North Central District COVID-19 Weekly Update

All

Data as of: 04/22/2022

Total Positive Cases

25,644

Positive Cases By Race

Asian	0.20%
Black or African Ameri..	4.22%

Positive Cases By Ethnicity

Hispanic or Latino	6.96%
Not Hispanic or Latino	93.04%

Active Cases*

1,150

New Cases Added in the Last 7 Days

46

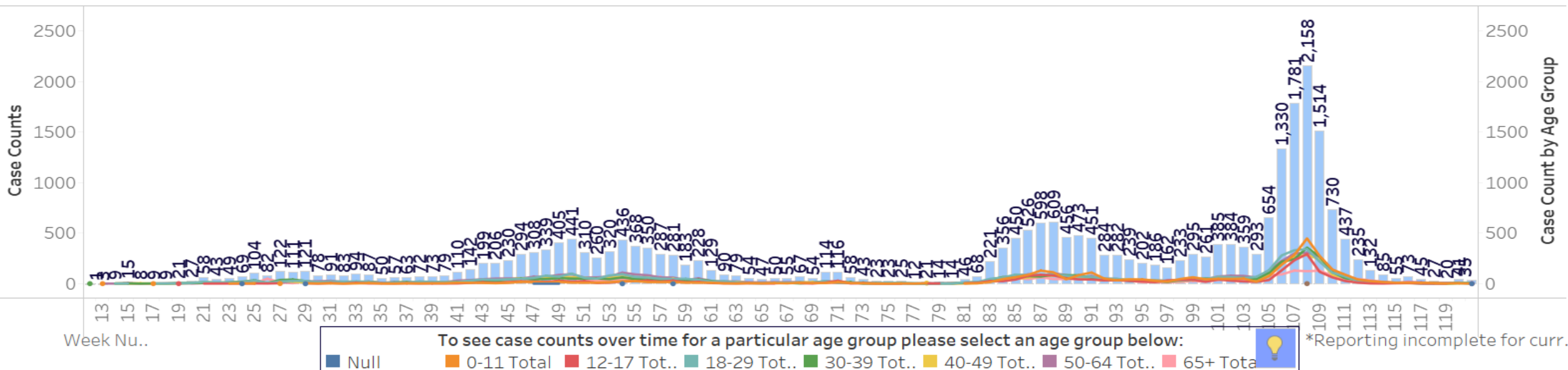
Total Deaths

307

Total Deaths Reported within the Last 7 Days

5

Total Cases and Age Distribution Over Time



*NCDHD is using the state reporting system's recovered indicator to report active cases. At this time, each case is ..

*Reporting incomplete for curr..



NORTH CENTRAL DISTRICT
HEALTH DEPARTMENT

COVID-19 Weekly Update

Henry County

Data as of:04/22/2022

Total Positive Cases

4,776

Positive Cases By Race

Asian	0.08%
Black or African Ameri..	2.51%

Positive Cases By Ethnicity

Hispanic or Latino	2.77%
Not Hispanic or Latino	97.23%

Active Cases*

219

New Cases Added in the Last 7 Days

11

Total Deaths

50

Total Deaths Reported within the Last 7 Days

1

Population Fully Vaccinated

County	Total Nu..	Total %	% 1..	% 18+	% 65+	Rar
Henry Coun..	8,678	53.8	62	65	85	25

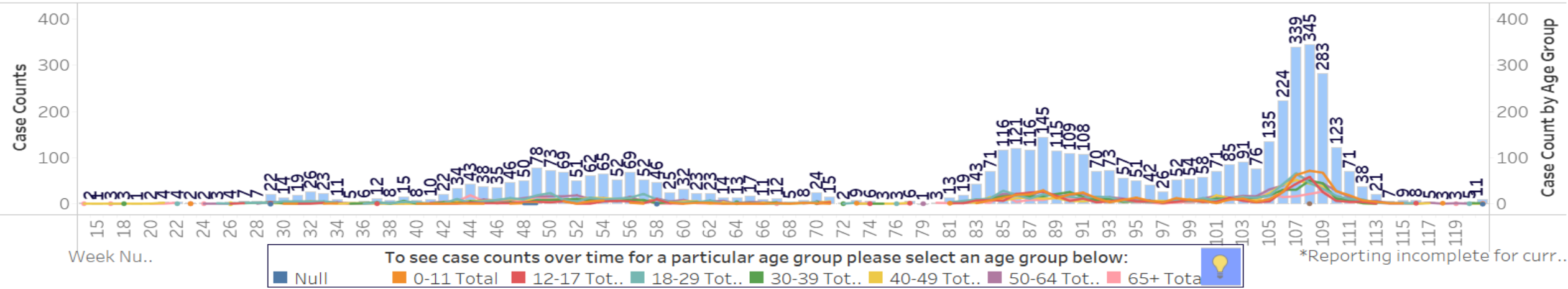
Breakthrough Cases

County	# of Breakthrough ..	% of Breakthrough Case
Henry County	615	12.88%

Active Hospitalized Cases

10

Total Cases and Age Distribution Over Time



*NCDHD is using the state reporting system's recovered indicator to report active cases. At this time, each case i..

** On Thursday, October 28th, 2021 the State announced that there was duplication in the reporting of some of Kentucky's COVID-19 vaccine data which resulted in some of the data being counted twice. As a result, the State's (and the counties) total number of unique vaccinations is lower than what's been previously reported. This error has since been corrected.

COVID-19 Weekly Update

Shelby County

Data as of: 04/22/2022

Total Positive Cases

13,317

Positive Cases By Race

Asian	0.26%
Black or African Ameri..	6.37%

Positive Cases By Ethnicity

Hispanic or Latino	11.92%
Not Hispanic or Latino	88.08%

Active Cases*

606

New Cases Added in the Last 7 Days

28

Total Deaths

160

Total Deaths Reported within the Last 7 Days

1

Population Fully Vaccinated

County	Total Nu..	Total %	% 1..	% 18+	% 65+	Rar
Shelby Cou..	22,976	46.9	53.1	54.1	72.4	69

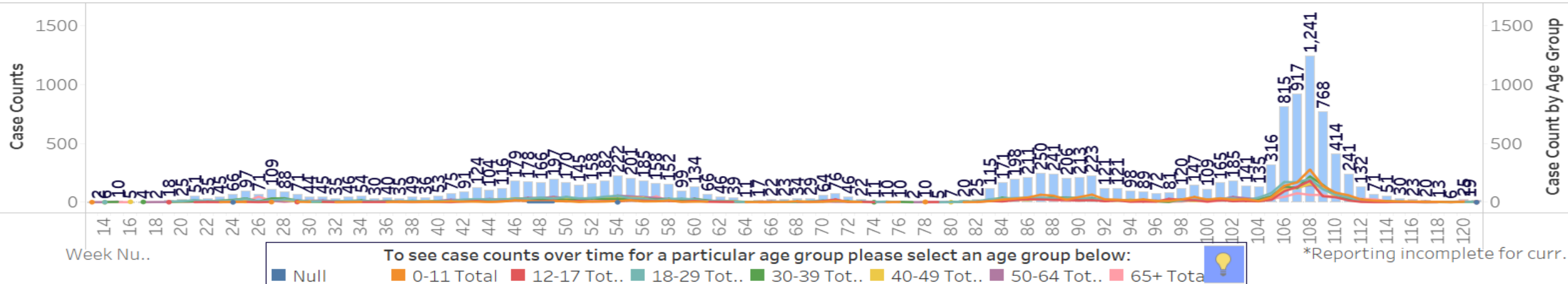
Breakthrough Cases

County	# of Breakthrough ..	% of Breakthrough Case
Shelby Coun..	1593	11.96%

Active Hospitalized Cases

26

Total Cases and Age Distribution Over Time



*NCDHD is using the state reporting system's recovered indicator to report active cases. At this time, each case i..

** On Thursday, October 28th, 2021 the State announced that there was duplication in the reporting of some of Kentucky's COVID-19 vaccine data which resulted in some of the data being counted twice. As a result, the State's (and the counties) total number of unique vaccinations is lower than what's been previously reported. This error has since been corrected.



NORTH CENTRAL DISTRICT HEALTH DEPARTMENT

COVID-19 Weekly Update

Spencer County

Data as of: 04/22/2022

Total Positive Cases

5,340

Positive Cases By Race

Asian	0.15%
Black or African Ameri..	1.82%

Positive Cases By Ethnicity

Hispanic or Latino	2.14%
Not Hispanic or Latino	97.86%

Active Cases*

220

New Cases Added in the Last 7 Days

5

Total Deaths

58

Total Deaths Reported within the Last 7 Days

3

Population Fully Vaccinated

County	Total Nu..	Total %	% 1..	% 18+	% 65+	Rank
Spencer Co..	5,818	30.1	33.3	33.6	43.4	120

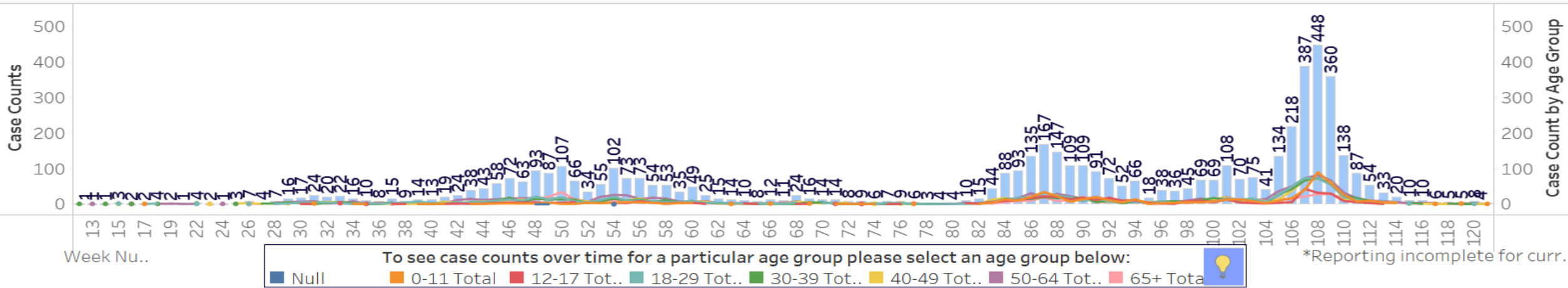
Breakthrough Cases

County	# of Breakthrough ..	% of Breakthrough Cas
Spencer Cou..	797	14.93%

Active Hospitalized Cases

10

Total Cases and Age Distribution Over Time



*NCDHD is using the state reporting system's recovered indicator to report active cases. At this time, each case i..

** On Thursday, October 28th, 2021 the State announced that there was duplication in the reporting of some of Kentucky's COVID-19 vaccine data which resulted in some of the data being counted twice. As a result, the State's (and the counties) total number of unique vaccinations is lower than what's been previously reported. This error has since been corrected.

COVID-19 Weekly Update

Trimble County

Data as of: 04/22/2022

Total Positive Cases

2,211

Positive Cases By Race

Asian	0.18%
Black or African Ameri..	0.81%

Positive Cases By Ethnicity

Hispanic or Latino	1.32%
Not Hispanic or Latino	98.68%

Active Cases*

105

New Cases Added in the Last 7 Days

2

Total Deaths

39

Total Deaths Reported within the Last 7 Days

0

Population Fully Vaccinated

County	Total Nu..	Total %	% 1..	% 18+	% 65+	Rank
Trimble Co..	3,707	43.8	49.8	51.5	68.6	88

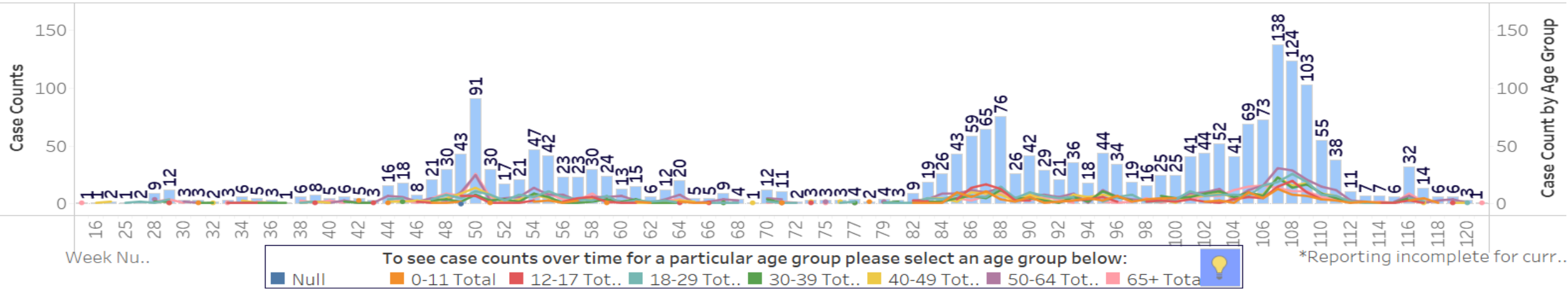
Breakthrough Cases

County	# of Breakthrough ..	% of Breakthrough Cases
Trimble Cou..	223	10.09%

Active Hospitalized Cases

10

Total Cases and Age Distribution Over Time



*NCDHD is using the state reporting system's recovered indicator to report active cases. At this time, each case i..

** On Thursday, October 28th, 2021 the State announced that there was duplication in the reporting of some of Kentucky's COVID-19 vaccine data which resulted in some of the data being counted twice. As a result, the State's (and the counties) total number of unique vaccinations is lower than what's been previously reported. This error has since been corrected.



NORTH CENTRAL DISTRICT HEALTH DEPARTMENT