

# North Central District COVID-19 Weekly Update

Data as of: 05/06/2022

## Total Positive Cases

25,809

## Positive Cases By Race

Asian	0.20%
Black or African Ameri..	4.21%

## Positive Cases By Ethnicity

Hispanic or Latino	6.94%
Not Hispanic or Latino	93.06%

## Active Cases\*

1,238

New Cases Added in the Last 7 Days

64

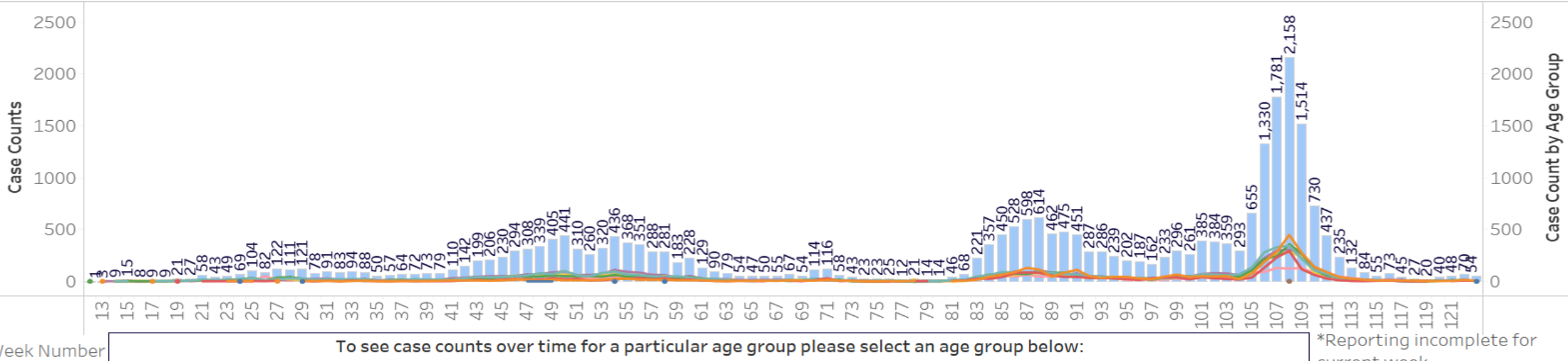
## Total Deaths

312

Total Deaths Reported within the Last 7 Days

3

## Total Cases and Age Distribution Over Time



\*Reporting incomplete for current week

\*NCDHD is using the state reporting system's recovered indicator to report active cases. At this time, each case is being automatically converted at 30 days to a recovered case by the state system, rather than after isolation ends which is typically at 10 days.

# Henry County

# COVID-19 Weekly Update

Data as of: 05/06/2022

## Total Positive Cases

4,821

## Positive Cases By Race

Asian	0.08%
Black or African Ameri..	2.51%

## Positive Cases By Ethnicity

Hispanic or Latino	2.75%
Not Hispanic or Latino	97.25%

## Active Cases\*

251

## New Cases Added in the Last 7 Days

20

## Total Deaths

51

## Total Deaths Reported within the Last 7 Days

1

## Population Fully Vaccinated

County	Total Nu..	Total %	% 1..	% 18+	% 65+	Rank
Henry Coun..	8.697	53.9	62.1	65.2	85.2	26

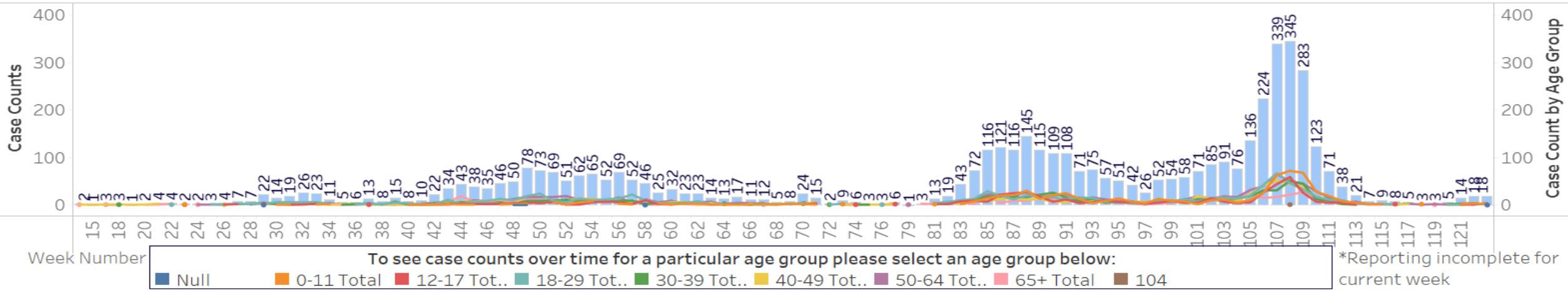
## Breakthrough Cases

County	# of Breakthrough ..	% of Breakthrough Cases
Henry County	615	12.76%

## Active Hospitalized Cases

9

## Total Cases and Age Distribution Over Time



\*NCDHD is using the state reporting system's recovered indicator to report active cases. At this time, each case is being automatically converted at 30 days to a recovered case by the state system, rather than after isolation ends which is typically at 10 days.

\*\* On Thursday, October 28th, 2021 the State announced that there was duplication in the reporting of some of Kentucky's COVID-19 vaccine data which resulted in some of the data being counted twice. As a result, the State's (and the counties) total number of unique vaccinations is lower than what's been previously reported. This error has since been corrected.



# Shelby County

# COVID-19 Weekly Update

Data as of: 05/06/2022

## Total Positive Cases

**13,391**

## Positive Cases By Race

Asian	0.27%
Black or African Ameri..	6.35%

## Positive Cases By Ethnicity

Hispanic or Latino	11.90%
Not Hispanic or Latino	88.10%

## Active Cases\*

**649**

## New Cases Added in the Last 7 Days

**32**

## Total Deaths

**162**

## Total Deaths Reported within the Last 7 Days

**1**

## Population Fully Vaccinated

County	Total Nu..	Total %	% 1..	% 18+	% 65+	Rank
Shelbv Cou..	23,048	47	53.3	54.3	72.7	69

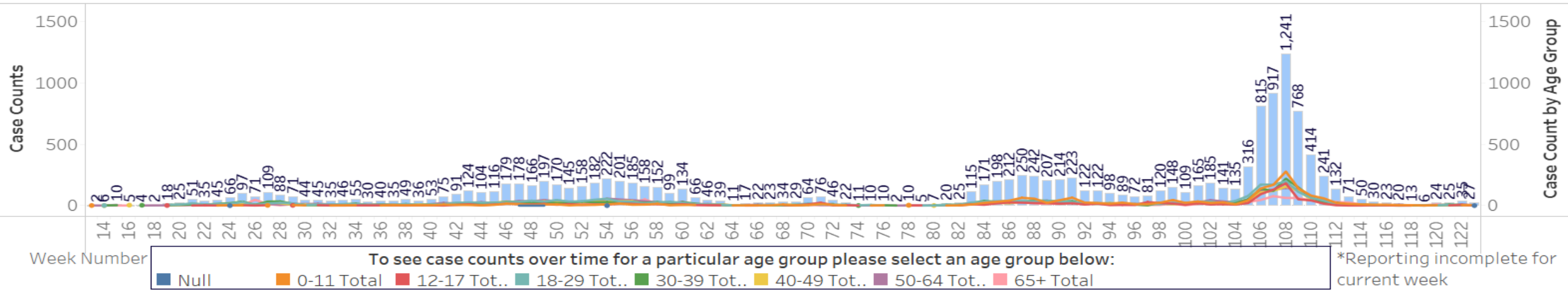
## Breakthrough Cases

County	# of Breakthrough ..	% of Breakthrough Cases
Shelby Coun..	1596	11.92%

## Active Hospitalized Cases

**25**

## Total Cases and Age Distribution Over Time



\*NCDHD is using the state reporting system's recovered indicator to report active cases. At this time, each case is being automatically converted at 30 days to a recovered case by the state system, rather than after isolation ends which is typically at 10 days.

\*Reporting incomplete for current week

\*\* On Thursday, October 28th, 2021 the State announced that there was duplication in the reporting of some of Kentucky's COVID-19 vaccine data which resulted in some of the data being counted twice. As a result, the State's (and the counties) total number of unique vaccinations is lower than what's been previously reported. This error has since been corrected.



**NORTH CENTRAL DISTRICT**  
HEALTH DEPARTMENT

# Spencer County

# COVID-19 Weekly Update

Data as of: 05/06/2022

## Total Positive Cases

**5,380**

## Positive Cases By Race

Asian	0.15%
Black or African Ameri..	1.80%

## Positive Cases By Ethnicity

Hispanic or Latino	2.12%
Not Hispanic or Latino	97.88%

## Active Cases\*

**235**

## New Cases Added in the Last 7 Days

**9**

## Total Deaths

**59**

## Total Deaths Reported within the Last 7 Days

**0**

## Population Fully Vaccinated

County	Total Nu..	Total %	% 1..	% 18+	% 65+	Rank
Spencer Co..	5,832	30.1	33.4	33.7	43.5	120

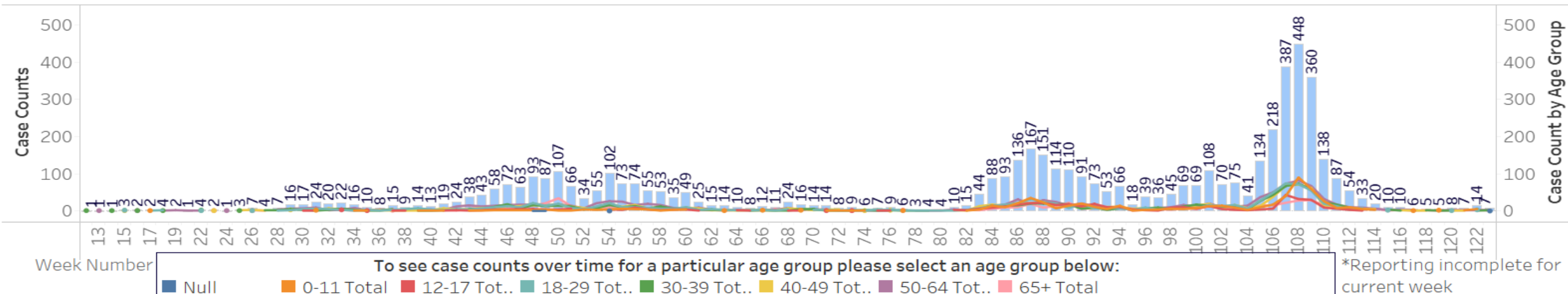
## Breakthrough Cases

County	# of Breakthrough ..	% of Breakthrough Cases
Spencer Cou..	800	14.87%

## Active Hospitalized Cases

**9**

## Total Cases and Age Distribution Over Time



\*NCDHD is using the state reporting system's recovered indicator to report active cases. At this time, each case is being automatically converted at 30 days to a recovered case by the state system, rather than after isolation ends which is typically at 10 days.

\*Reporting incomplete for current week

\*\* On Thursday, October 28th, 2021 the State announced that there was duplication in the reporting of some of Kentucky's COVID-19 vaccine data which resulted in some of the data being counted twice. As a result, the State's (and the counties) total number of unique vaccinations is lower than what's been previously reported. This error has since been corrected.



**NORTH CENTRAL DISTRICT**  
HEALTH DEPARTMENT

# Trimble County

# COVID-19 Weekly Update

Data as of: 05/06/2022

## Total Positive Cases

2,217

## Positive Cases By Race

Asian	0.18%
Black or African Ameri..	0.81%

## Positive Cases By Ethnicity

Hispanic or Latino	1.32%
Not Hispanic or Latino	98.68%

## Active Cases\*

103

## New Cases Added in the Last 7 Days

3

## Total Deaths

40

## Total Deaths Reported within the Last 7 Days

1

## Population Fully Vaccinated

County	Total Nu..	Total %	% 1..	% 18+	% 65+	Rank
Trimble Co..	3,714	43.8	49.9	51.6	68.8	88

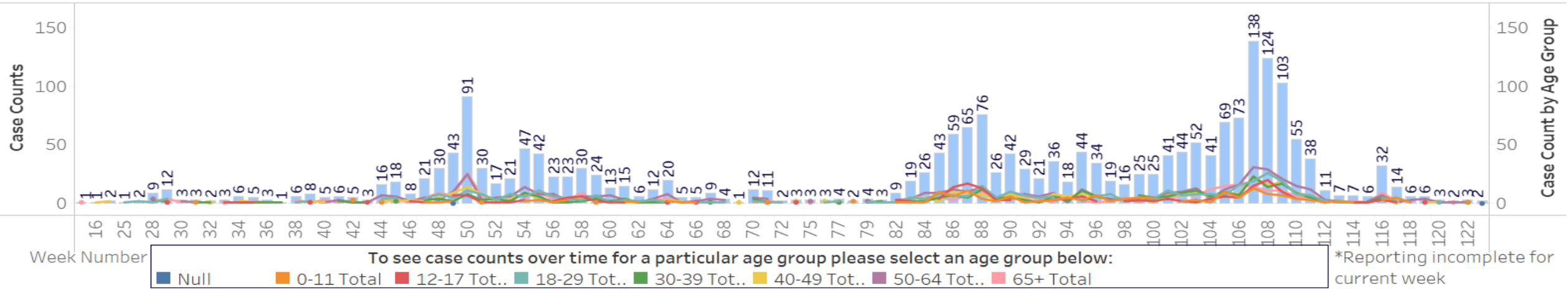
## Breakthrough Cases

County	# of Breakthrough ..	% of Breakthrough Cases
Trimble Cou..	223	10.06%

## Active Hospitalized Cases

9

## Total Cases and Age Distribution Over Time



\*NCDHD is using the state reporting system's recovered indicator to report active cases. At this time, each case is being automatically converted at 30 days to a recovered case by the state system, rather than after isolation ends which is typically at 10 days.

\*Reporting incomplete for current week

\*\* On Thursday, October 28th, 2021 the State announced that there was duplication in the reporting of some of Kentucky's COVID-19 vaccine data which resulted in some of the data being counted twice. As a result, the State's (and the counties) total number of unique vaccinations is lower than what's been previously reported. This error has since been corrected.



**NORTH CENTRAL DISTRICT**  
HEALTH DEPARTMENT