

North Central District COVID-19 Weekly Update

Data as of: 05/13/2022

Total Positive Cases

25,953

Positive Cases By Race

| | |
|--------------------------|-------|
| Asian | 0.20% |
| Black or African Ameri.. | 4.20% |

Positive Cases By Ethnicity

| | |
|------------------------|--------|
| Hispanic or Latino | 6.92% |
| Not Hispanic or Latino | 93.08% |

Active Cases*

1,327

New Cases Added in the Last 7 Days

131

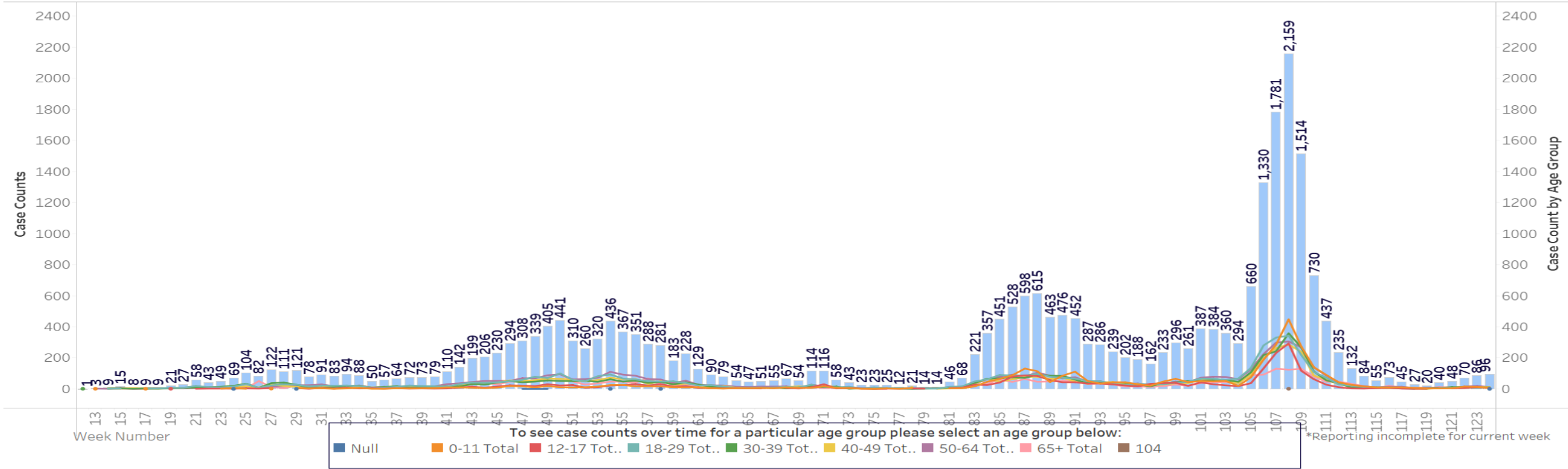
Total Deaths

313

Total Deaths Reported within the Last 7 Days

1

Total Cases and Age Distribution Over Time



*NCDHD is using the state reporting system's recovered indicator to report active cases. At this time, each case is being automatically converted at 30 days to a recovered case by the state system, rather than after isolation ends which is typically at 10 days.

Henry County

COVID-19 Weekly Update

Data as of: 05/13/2022

Total Positive Cases

4,863

Positive Cases By Race

| | |
|--------------------------|-------|
| Asian | 0.08% |
| Black or African Ameri.. | 2.51% |

Positive Cases By Ethnicity

| | |
|------------------------|--------|
| Hispanic or Latino | 2.72% |
| Not Hispanic or Latino | 97.28% |

Active Cases*

279

New Cases Added in the Last 7 Days

41

Total Deaths

51

Total Deaths Reported within the Last 7 Days

0

Population Fully Vaccinated

| County | Total Nu.. | Total % | % 1.. | % 18+ | % 65+ | Rank |
|--------------|------------|---------|-------|-------|-------|------|
| Henry Coun.. | 8,706 | 54 | 62.1 | 65.2 | 85.2 | 25 |

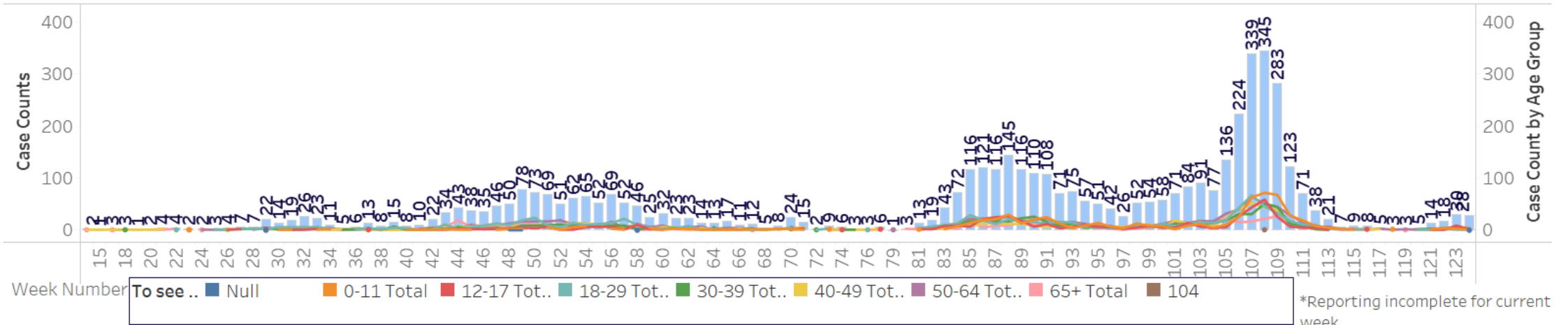
Breakthrough Cases

| County | # of Breakthrough.. | % of Breakthrough Cases |
|--------------|---------------------|-------------------------|
| Henry County | 615 | 12.65% |

Active Hospitalized Cases

9

Total Cases and Age Distribution Over Time



*NCDHD is using the state reporting system's recovered indicator to report active cases. At this time, each case is being automatically converted at 30 days to a recovered case by the state system, rather than after isolation ends which is typically at 10 days.

** On Thursday, October 28th, 2021 the State announced that there was duplication in the reporting of some of Kentucky's COVID-19 vaccine data which resulted in some of the data being counted twice. As a result, the State's (and the counties) total number of unique vaccinations is lower than what's been previously reported. This error has since been corrected.



Shelby County

COVID-19 Weekly Update

Data as of: 05/13/2022

Total Positive Cases

13,467

Positive Cases By Race

| | |
|--------------------------|-------|
| Asian | 0.27% |
| Black or African Ameri.. | 6.33% |

Positive Cases By Ethnicity

| | |
|------------------------|--------|
| Hispanic or Latino | 11.86% |
| Not Hispanic or Latino | 88.14% |

Active Cases*

711

New Cases Added in the Last 7 Days

76

Total Deaths

163

Total Deaths Reported within the Last 7 Days

1

Population Fully Vaccinated

| County | Total Nu.. | Total % | % 1.. | % 18+ | % 65+ | Rank |
|--------------|------------|---------|-------|-------|-------|------|
| Shelby Cou.. | 23,071 | 47.1 | 53.3 | 54.3 | 72.8 | 69 |

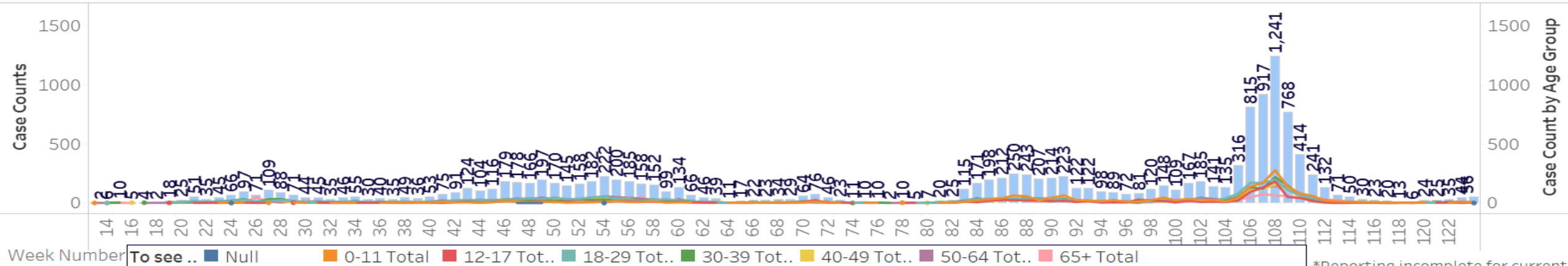
Breakthrough Cases

| County | # of Breakthrough .. | % of Breakthrough Cases |
|---------------|----------------------|-------------------------|
| Shelby Coun.. | 1598 | 11.87% |

Active Hospitalized Cases

23

Total Cases and Age Distribution Over Time



*Reporting incomplete for current week

*NCDHD is using the state reporting system's recovered indicator to report active cases. At this time, each case is being automatically converted at 30 days to a recovered case by the state system, rather than after isolation ends which is typically at 10 days.

** On Thursday, October 28th, 2021 the State announced that there was duplication in the reporting of some of Kentucky's COVID-19 vaccine data which resulted in some of the data being counted twice. As a result, the State's (and the counties) total number of unique vaccinations is lower than what's been previously reported. This error has since been corrected.



NORTH CENTRAL DISTRICT
HEALTH DEPARTMENT

Spencer County

COVID-19 Weekly Update

Data as of: 05/13/2022

Total Positive Cases

5,398

Positive Cases By Race

| | |
|--------------------------|-------|
| Asian | 0.15% |
| Black or African Ameri.. | 1.80% |

Positive Cases By Ethnicity

| | |
|------------------------|--------|
| Hispanic or Latino | 2.14% |
| Not Hispanic or Latino | 97.86% |

Active Cases*

238

New Cases Added in the Last 7 Days

11

Total Deaths

59

Total Deaths Reported within the Last 7 Days

0

Population Fully Vaccinated

| County | Total Nu.. | Total % | % 1.. | % 18+ | % 65+ | Rank |
|--------------|------------|---------|-------|-------|-------|------|
| Spencer Co.. | 5,840 | 30.2 | 33.4 | 33.7 | 43.6 | 120 |

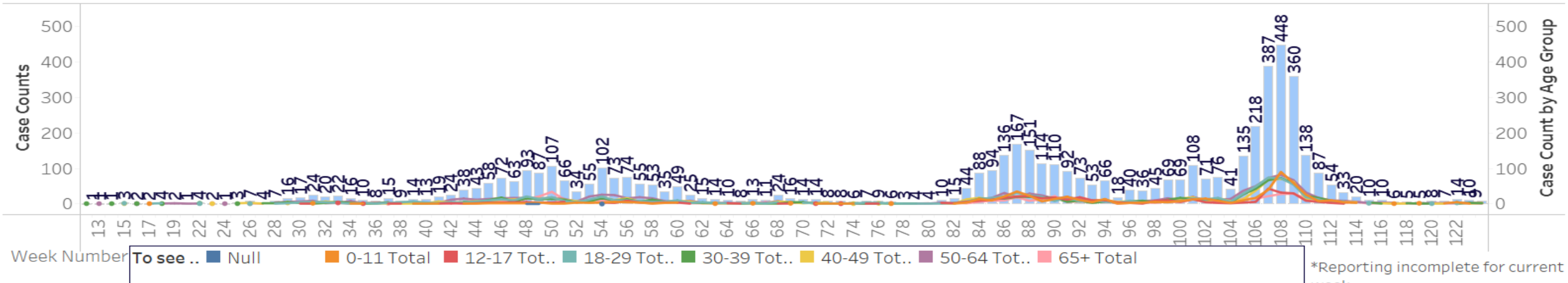
Breakthrough Cases

| County | # of Breakthrough .. | % of Breakthrough Cases |
|---------------|----------------------|-------------------------|
| Spencer Cou.. | 801 | 14.84% |

Active Hospitalized Cases

9

Total Cases and Age Distribution Over Time



*Reporting incomplete for current week

*NCDHD is using the state reporting system's recovered indicator to report active cases. At this time, each case is being automatically converted at 30 days to a recovered case by the state system, rather than after isolation ends which is typically at 10 days.

** On Thursday, October 28th, 2021 the State announced that there was duplication in the reporting of some of Kentucky's COVID-19 vaccine data which resulted in some of the data being counted twice. As a result, the State's (and the counties) total number of unique vaccinations is lower than what's been previously reported. This error has since been corrected.



NORTH CENTRAL DISTRICT
HEALTH DEPARTMENT

Trimble County

COVID-19 Weekly Update

Data as of:05/13/2022

Total Positive Cases

2,225

Positive Cases By Race

| | |
|--------------------------|-------|
| Asian | 0.18% |
| Black or African Ameri.. | 0.81% |

Positive Cases By Ethnicity

| | |
|------------------------|--------|
| Hispanic or Latino | 1.31% |
| Not Hispanic or Latino | 98.69% |

Active Cases*

99

New Cases Added in the Last 7 Days

3

Total Deaths

40

Total Deaths Reported within the Last 7 Days

0

Population Fully Vaccinated

| County | Total Nu.. | Total % | % 1.. | % 18+ | % 65+ | Rank |
|--------------|------------|---------|-------|-------|-------|------|
| Trimble Co.. | 3,716 | 43.9 | 49.9 | 51.6 | 69 | 88 |

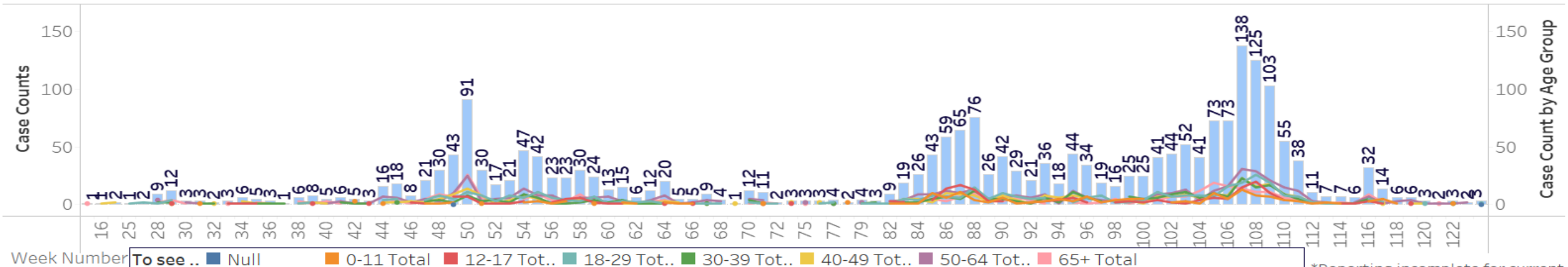
Breakthrough Cases

| County | # of Breakthrough .. | % of Breakthrough Cases |
|---------------|----------------------|-------------------------|
| Trimble Cou.. | 224 | 10.07% |

Active Hospitalized Cases

9

Total Cases and Age Distribution Over Time



*NCDHD is using the state reporting system's recovered indicator to report active cases. At this time, each case is being automatically converted at 30 days to a recovered case by the state system, rather than after isolation ends which is typically at 10 days.

** On Thursday, October 28th, 2021 the State announced that there was duplication in the reporting of some of Kentucky's COVID-19 vaccine data which resulted in some of the data being counted twice. As a result, the State's (and the counties) total number of unique vaccinations is lower than what's been previously reported. This error has since been corrected.



NORTH CENTRAL DISTRICT
HEALTH DEPARTMENT