

North Central District COVID-19 Weekly Update

Data as of: 05/27/2022

Total Positive Cases

26,432

Positive Cases By Race

Asian	0.21%
Black or African Ameri..	4.17%

Positive Cases By Ethnicity

Hispanic or Latino	6.80%
Not Hispanic or Latino	93.20%

Active Cases*

1,649

New Cases Added in the Last 7 Days

102

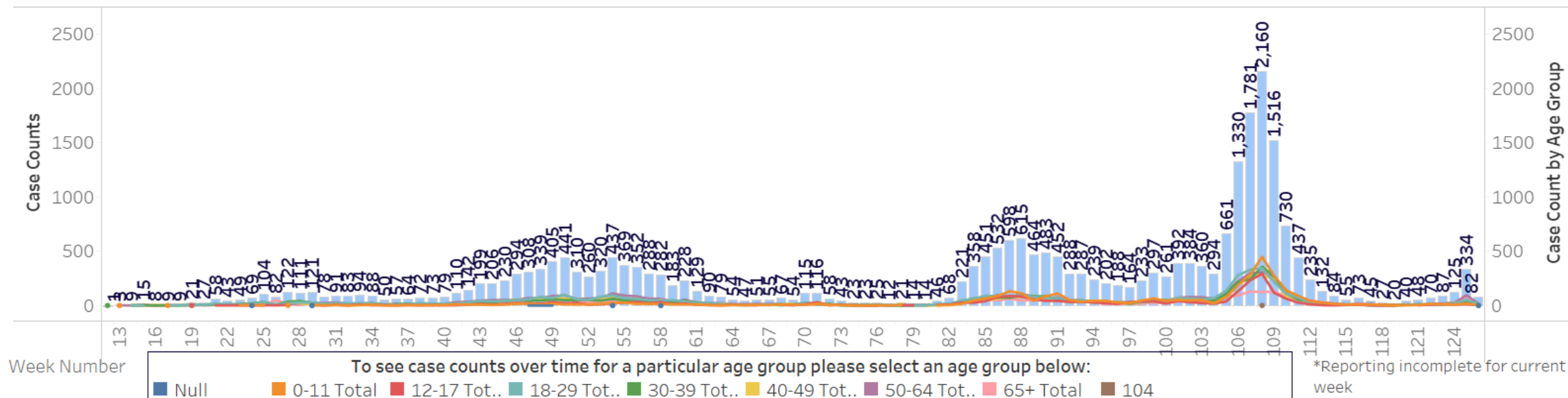
Total Deaths

318

Total Deaths Reported within the Last 7 Days

4

Total Cases and Age Distribution Over Time



*NCDHD is using the state reporting system's recovered indicator to report active cases. At this time, each case is being automatically converted at 30 days to a recovered case by the state system, rather than after isolation ends which is typically at 10 days.

Henry County COVID-19 Weekly Update

Data as of: 05/27/2022

Total Positive Cases

Positive Cases By Race

Active Cases*

Total Deaths

5,025

Asian	0.10%
Black or African Ameri..	2.51%

410

51

Positive Cases By Ethnicity

New Cases Added in the Last 7 Days

Total Deaths Reported within the Last 7 Days

Hispanic or Latino	2.62%
Not Hispanic or Latino	97.38%

18

0

Population Fully Vaccinated

Breakthrough Cases

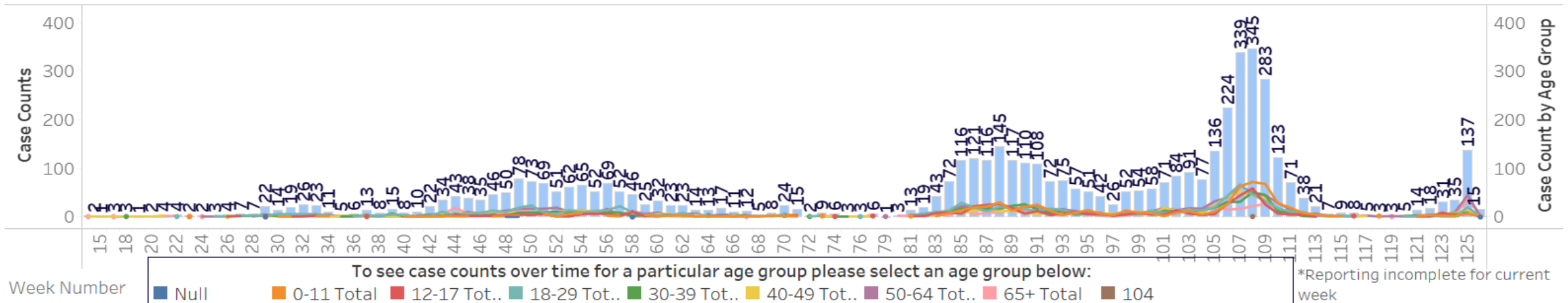
Active Hospitalized Cases

County	Total Nu..	Total %	% 1..	% 18+	% 65+	Rank
Henry Coun..	8,718	54.1	62.2	65.3	85.3	25

County	# of Breakthrough ..	% of Breakthrough Cases
Henry County	615	12.24%

9

Total Cases and Age Distribution Over Time



*NCDHD is using the state reporting system's recovered indicator to report active cases. At this time, each case is being automatically converted at 30 days to a recovered case by the state system, rather than after isolation ends which is typically at 10 days.

*Reporting incomplete for current week

** On Thursday, October 28th, 2021 the State announced that there was duplication in the reporting of some of Kentucky's COVID-19 vaccine data which resulted in some of the data being counted twice. As a result, the State's (and the counties) total number of unique vaccinations is lower than what's been previously reported. This error has since been corrected.

Shelby County COVID-19 Weekly Update

Data as of: 05/27/2022

Total Positive Cases

13,679

Positive Cases By Race

Asian	0.28%
Black or African Ameri..	6.29%

Positive Cases By Ethnicity

Hispanic or Latino	11.68%
Not Hispanic or Latino	88.32%

Active Cases*

840

Total Deaths

167

New Cases Added in the Last 7 Days

52

Total Deaths Reported within the Last 7 Days

4

Population Fully Vaccinated

County	Total Nu..	Total %	% 1..	% 18+	% 65+	Rank
Shelby Cou..	23,117	47.2	53.4	54.4	73	69

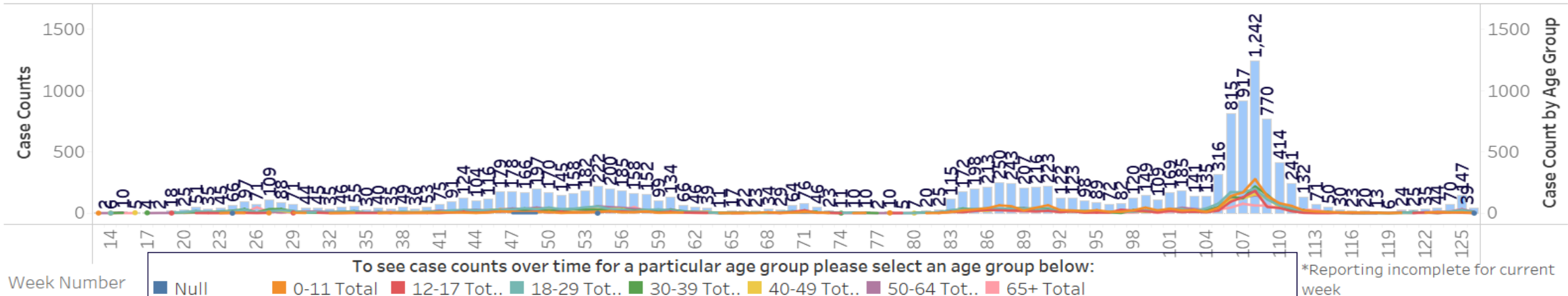
Breakthrough Cases

County	# of Breakthrough ..	% of Breakthrough Cases
Shelby Coun..	1600	11.70%

Active Hospitalized Cases

21

Total Cases and Age Distribution Over Time



*NCDHD is using the state reporting system's recovered indicator to report active cases. At this time, each case is being automatically converted at 30 days to a recovered case by the state system, rather than after isolation ends which is typically at 10 days.

** On Thursday, October 28th, 2021 the State announced that there was duplication in the reporting of some of Kentucky's COVID-19 vaccine data which resulted in some of the data being counted twice. As a result, the State's (and the counties) total number of unique vaccinations is lower than what's been previously reported. This error has since been corrected.

Spencer County COVID-19 Weekly Update

Data as of:05/27/2022

Total Positive Cases

5,491

Positive Cases By Race

Asian	0.16%
Black or African Ameri..	1.78%

Positive Cases By Ethnicity

Hispanic or Latino	2.12%
Not Hispanic or Latino	97.88%

Active Cases*

293

New Cases Added in the Last 7 Days

25

Total Deaths

59

Total Deaths Reported within the Last 7 Days

0

Population Fully Vaccinated

County	Total Nu..	Total %	% 1..	% 18+	% 65+	Rank
Spencer Co..	5,863	30.3	33.5	33.9	43.9	120

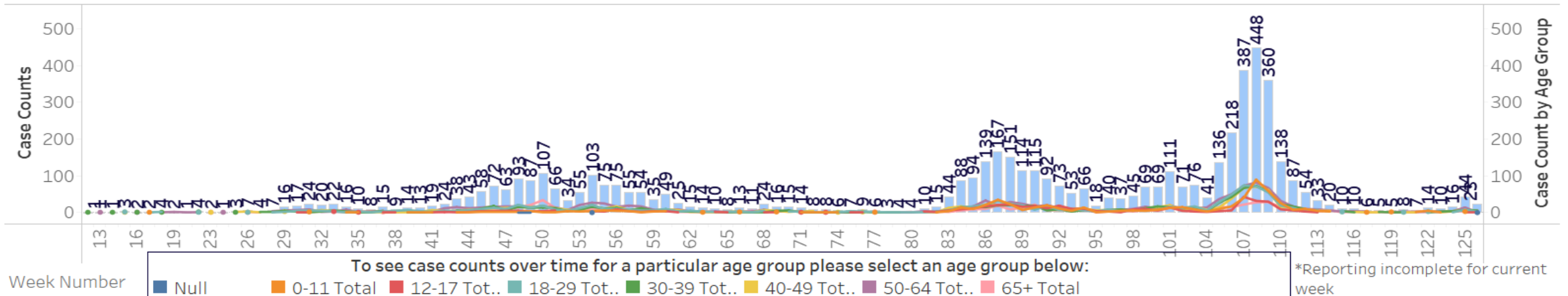
Breakthrough Cases

County	# of Breakthrough ..	% of Breakthrough Cases
Spencer Cou..	802	14.61%

Active Hospitalized Cases

10

Total Cases and Age Distribution Over Time



*NCDHD is using the state reporting system's recovered indicator to report active cases. At this time, each case is being automatically converted at 30 days to a recovered case by the state system, rather than after isolation ends which is typically at 10 days.

*Reporting incomplete for current week

** On Thursday, October 28th, 2021 the State announced that there was duplication in the reporting of some of Kentucky's COVID-19 vaccine data which resulted in some of the data being counted twice. As a result, the State's (and the counties) total number of unique vaccinations is lower than what's been previously reported. This error has since been corrected.



NORTH CENTRAL DISTRICT HEALTH DEPARTMENT

Trimble County COVID-19 Weekly Update

Data as of:05/27/2022

Total Positive Cases



Positive Cases By Race

Asian	0.18%
Black or African Ameri..	0.80%

Positive Cases By Ethnicity

Hispanic or Latino	1.30%
Not Hispanic or Latino	98.70%

Active Cases*



Total Deaths



New Cases Added in the Last 7 Days



Total Deaths Reported within the Last 7 Days



Population Fully Vaccinated

County	Total Nu..	Total %	% 1..	% 18+	% 65+	Rank
Trimble Co..	3,726	44	50	51.7	69.2	88

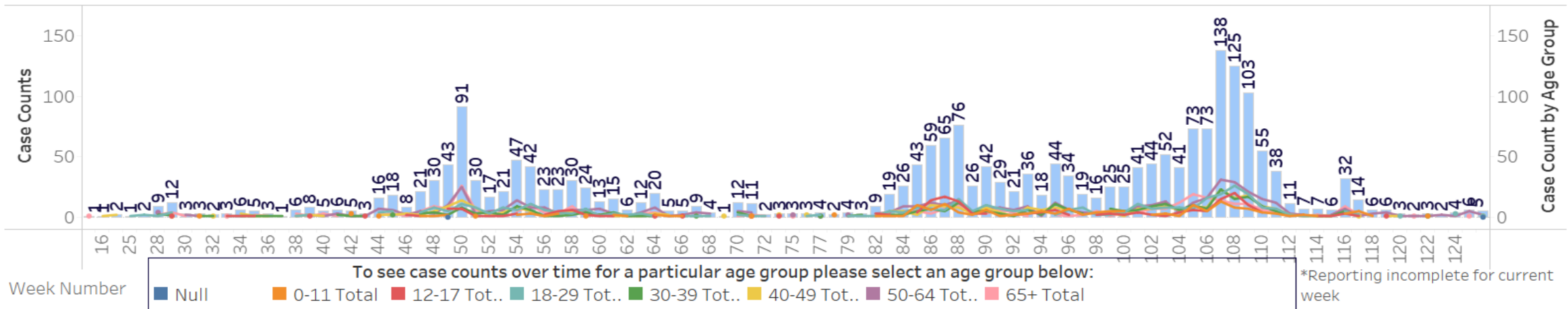
Breakthrough Cases

County	# of Breakthrough ..	% of Breakthrough Cases
Trimble Cou..	226	10.10%

Active Hospitalized Cases



Total Cases and Age Distribution Over Time



*NCDHD is using the state reporting system's recovered indicator to report active cases. At this time, each case is being automatically converted at 30 days to a recovered case by the state system, rather than after isolation ends which is typically at 10 days.

** On Thursday, October 28th, 2021 the State announced that there was duplication in the reporting of some of Kentucky's COVID-19 vaccine data which resulted in some of the data being counted twice. As a result, the State's (and the counties) total number of unique vaccinations is lower than what's been previously reported. This error has since been corrected.



NORTH CENTRAL DISTRICT
HEALTH DEPARTMENT