

North Central District COVID-19 Weekly Update

Data as of: 06/03/2022

Total Positive Cases

26,600

Positive Cases By Race

Asian	0.22%
Black or African Ameri..	4.18%

Positive Cases By Ethnicity

Hispanic or Latino	6.77%
Not Hispanic or Latino	93.23%

Active Cases*

1,743

New Cases Added in the Last 7 Days

143

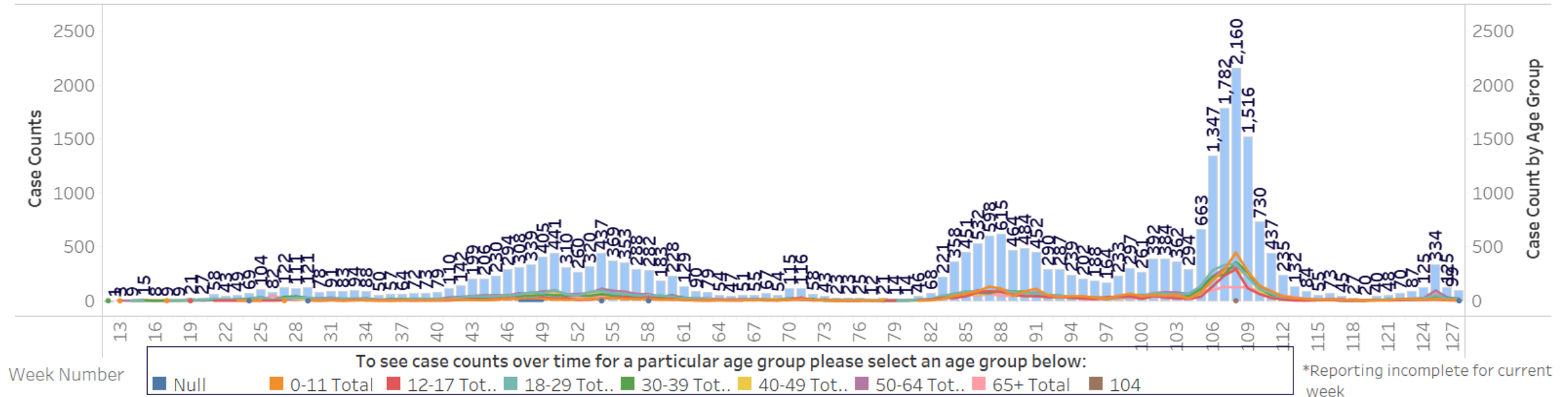
Total Deaths

318

Total Deaths Reported within the Last 7 Days

0

Total Cases and Age Distribution Over Time



*NCDHD is using the state reporting system's recovered indicator to report active cases. At this time, each case is being automatically converted at 30 days to a recovered case by the state system, rather than after isolation ends which is typically at 10 days.

Henry County COVID-19 Weekly Update

Data as of:06/03/2022

Total Positive Cases

5,060

Positive Cases By Race

Asian	0.10%
Black or African Ameri..	2.49%

Positive Cases By Ethnicity

Hispanic or Latino	2.60%
Not Hispanic or Latino	97.40%

Active Cases*

425

New Cases Added in the Last 7 Days

32

Total Deaths

51

Total Deaths Reported within the Last 7 Days

0

Population Fully Vaccinated

County	Total Nu..	Total %	% 12+	% 18+	% 65+	Rank
Henry County	8,723	54.1	62.3	65.3	85.4	26

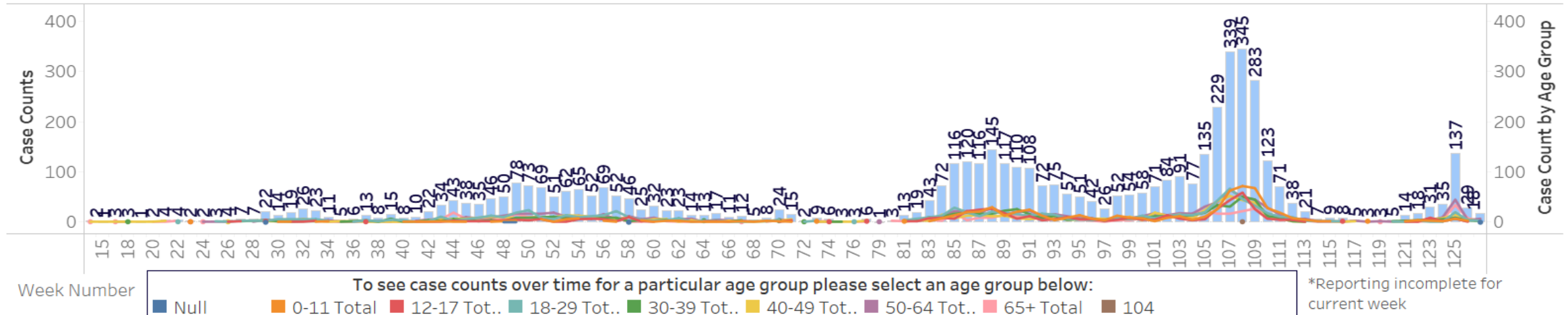
Breakthrough Cases

County	# of Breakthrough ..	% of Breakthrough Cases
Henry County	618	12.21%

Active Hospitalized Cases

9

Total Cases and Age Distribution Over Time



*NCDHD is using the state reporting system's recovered indicator to report active cases. At this time, each case is being automatically converted at 30 days to a recovered case by the state system, rather than after isolation ends which is typically at 10 days.

*Reporting incomplete for current week

** On Thursday, October 28th, 2021 the State announced that there was duplication in the reporting of some of Kentucky's COVID-19 vaccine data which resulted in some of the data being counted twice. As a result, the State's (and the counties) total number of unique vaccinations is lower than what's been previously reported. This error has since been corrected.



Shelby County COVID-19 Weekly Update

Data as of: 06/03/2022

Total Positive Cases

13,768

Positive Cases By Race

Asian	0.29%
Black or African Ameri..	6.30%

Positive Cases By Ethnicity

Hispanic or Latino	11.62%
Not Hispanic or Latino	88.38%

Active Cases*

896

New Cases Added in the Last 7 Days

75

Total Deaths

167

Total Deaths Reported within the Last 7 Days

0

Population Fully Vaccinated

County	Total Nu..	Total %	% 12+	% 18+	% 65+	Rank
Shelby Coun..	23,142	47.2	53.5	54.5	73.2	69

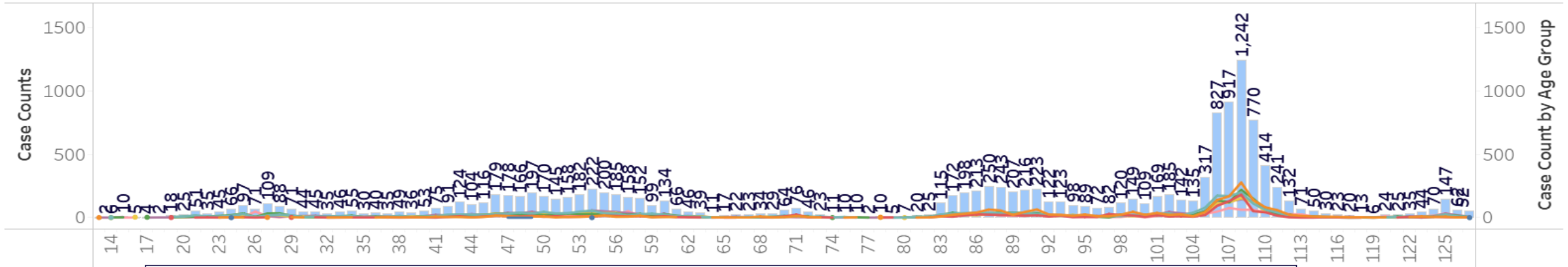
Breakthrough Cases

County	# of Breakthrough ..	% of Breakthrough Cases
Shelby Coun..	1605	11.66%

Active Hospitalized Cases

21

Total Cases and Age Distribution Over Time



To see case counts over time for a particular age group please select an age group below:

- Null
- 0-11 Total
- 12-17 Tot..
- 18-29 Tot..
- 30-39 Tot..
- 40-49 Tot..
- 50-64 Tot..
- 65+ Total

*Reporting incomplete for current week

*NCDHD is using the state reporting system's recovered indicator to report active cases. At this time, each case is being automatically converted at 30 days to a recovered case by the state system, rather than after isolation ends which is typically at 10 days.

** On Thursday, October 28th, 2021 the State announced that there was duplication in the reporting of some of Kentucky's COVID-19 vaccine data which resulted in some of the data being counted twice. As a result, the State's (and the counties) total number of unique vaccinations is lower than what's been previously reported. This error has since been corrected.

Spencer County COVID-19 Weekly Update

Data as of: 06/03/2022

Total Positive Cases

5,525

Positive Cases By Race

Asian	0.16%
Black or African Ameri..	1.83%

Positive Cases By Ethnicity

Hispanic or Latino	2.15%
Not Hispanic or Latino	97.85%

Active Cases*

308

New Cases Added in the Last 7 Days

27

Total Deaths

59

Total Deaths Reported within the Last 7 Days

0

Population Fully Vaccinated

County	Total Nu..	Total %	% 12+	% 18+	% 65+	Rank
Spencer Cou..	5,870	30.3	33.6	33.9	44	120

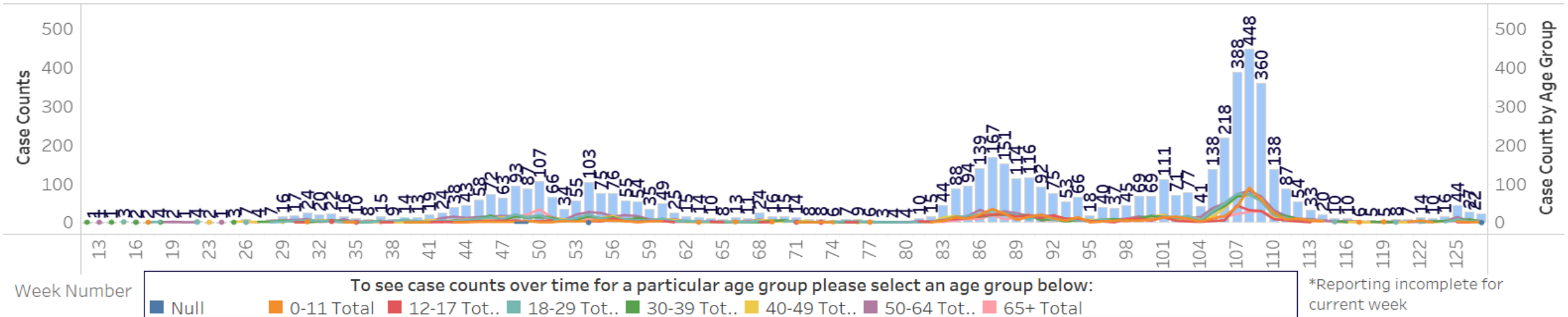
Breakthrough Cases

County	# of Breakthrough ..	% of Breakthrough Cases
Spencer Cou..	803	14.53%

Active Hospitalized Cases

10

Total Cases and Age Distribution Over Time



*NCDHD is using the state reporting system's recovered indicator to report active cases. At this time, each case is being automatically converted at 30 days to a recovered case by the state system, rather than after isolation ends which is typically at 10 days.

*Reporting incomplete for current week

** On Thursday, October 28th, 2021 the State announced that there was duplication in the reporting of some of Kentucky's COVID-19 vaccine data which resulted in some of the data being counted twice. As a result, the State's (and the counties) total number of unique vaccinations is lower than what's been previously reported. This error has since been corrected.



NORTH CENTRAL DISTRICT
HEALTH DEPARTMENT

Trimble County COVID-19 Weekly Update

Data as of: 06/03/2022

Total Positive Cases

2,247

Positive Cases By Race

Asian	0.18%
Black or African Ameri..	0.80%

Positive Cases By Ethnicity

Hispanic or Latino	1.30%
Not Hispanic or Latino	98.70%

Active Cases*

114

New Cases Added in the Last 7 Days

9

Total Deaths

41

Total Deaths Reported within the Last 7 Days

0

Population Fully Vaccinated

County	Total Nu..	Total %	% 12+	% 18+	% 65+	Rank
Trimble Cou..	3,729	44	50	51.8	69.2	88

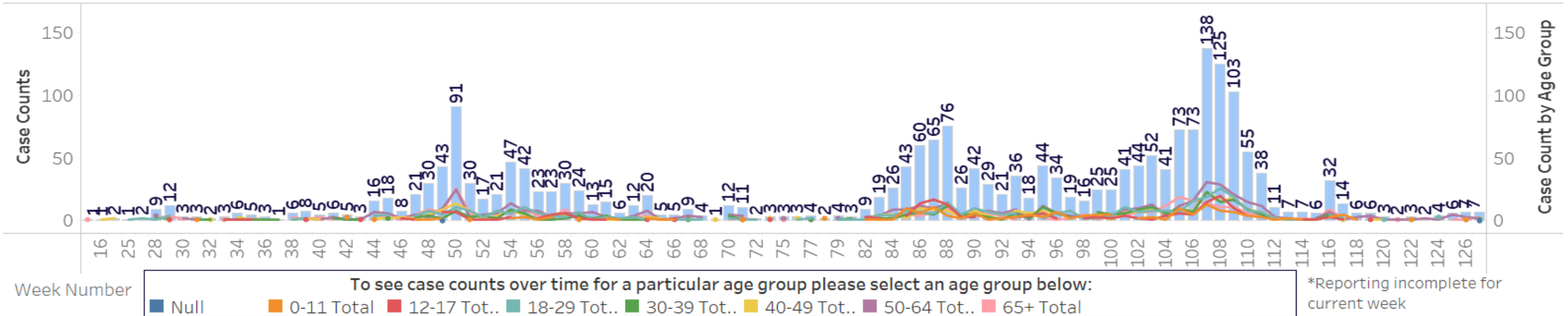
Breakthrough Cases

County	# of Breakthrough ..	% of Breakthrough Cases
Trimble Cou..	226	10.06%

Active Hospitalized Cases

10

Total Cases and Age Distribution Over Time



*NCDHD is using the state reporting system's recovered indicator to report active cases. At this time, each case is being automatically converted at 30 days to a recovered case by the state system, rather than after isolation ends which is typically at 10 days.

*Reporting incomplete for current week

** On Thursday, October 28th, 2021 the State announced that there was duplication in the reporting of some of Kentucky's COVID-19 vaccine data which resulted in some of the data being counted twice. As a result, the State's (and the counties) total number of unique vaccinations is lower than what's been previously reported. This error has since been corrected.