

North Central District COVID-19 Weekly Update

Data as of: 06/10/2022

Total Positive Cases

26,772

Positive Cases By Race

Asian	0.23%
Black or African Ameri..	4.18%

Positive Cases By Ethnicity

Hispanic or Latino	6.76%
Not Hispanic or Latino	93.24%

Active Cases*

1,765

New Cases Added in the Last 7 Days

133

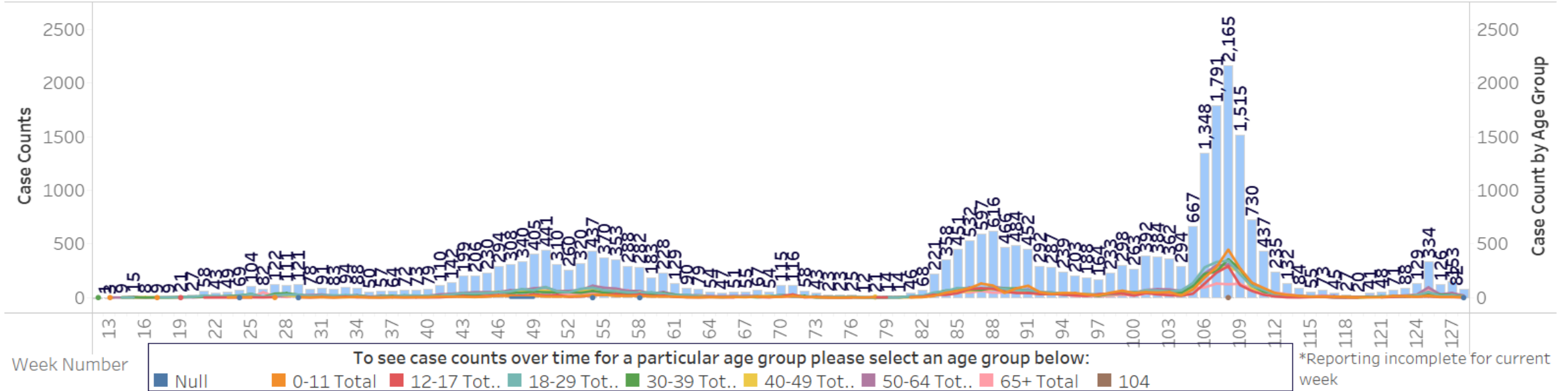
Total Deaths

319

Total Deaths Reported within the Last 7 Days

1

Total Cases and Age Distribution Over Time



*NCDHD is using the state reporting system's recovered indicator to report active cases. At this time, each case is being automatically converted at 30 days to a recovered case by the state system, rather than after isolation ends which is typically at 10 days.

*Reporting incomplete for current week



Henry County COVID-19 Weekly Update

Data as of: 06/10/2022

Total Positive Cases

5,095

Positive Cases By Race

Asian	0.10%
Black or African Ameri..	2.47%

Positive Cases By Ethnicity

Hispanic or Latino	2.60%
Not Hispanic or Latino	97.40%

Active Cases*

417

New Cases Added in the Last 7 Days

28

Total Deaths

51

Total Deaths Reported within the Last 7 Days

0

Population Fully Vaccinated

County	Total Nu..	Total %	% 12+	% 18+	% 65+	Rank
Henry Coun..	8,730	54.1	62.3	65.4	85.4	26

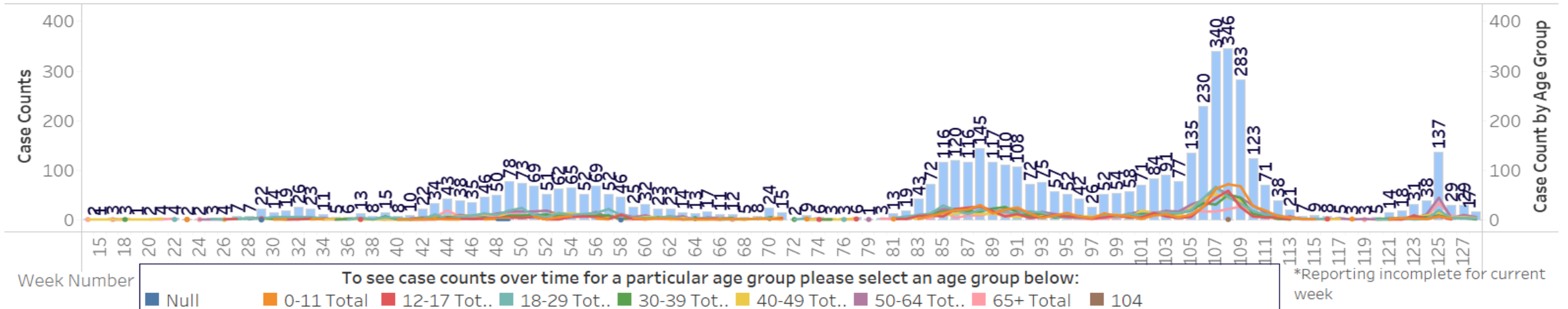
Breakthrough Cases

County	# of Breakthrough ..	% of Breakthrough Cases
Henry County	622	12.21%

Active Hospitalized Cases

0

Total Cases and Age Distribution Over Time



*NCDHD is using the state reporting system's recovered indicator to report active cases. At this time, each case is being automatically converted at 30 days to a recovered case by the state system, rather than after isolation ends which is typically at 10 days.

** On Thursday, October 28th, 2021 the State announced that there was duplication in the reporting of some of Kentucky's COVID-19 vaccine data which resulted in some of the data being counted twice. As a result, the State's (and the counties) total number of unique vaccinations is lower than what's been previously reported. This error has since been corrected.



Shelby County COVID-19 Weekly Update

Data as of: 06/10/2022

Total Positive Cases

13,860

Positive Cases By Race

Asian	0.30%
Black or African Ameri..	6.31%

Positive Cases By Ethnicity

Hispanic or Latino	11.58%
Not Hispanic or Latino	88.42%

Active Cases*

907

New Cases Added in the Last 7 Days

76

Total Deaths

167

Total Deaths Reported within the Last 7 Days

0

Population Fully Vaccinated

County	Total Nu..	Total %	% 12+	% 18+	% 65+	Rank
Shelby Cou..	23,167	47.3	53.5	54.5	73.2	69

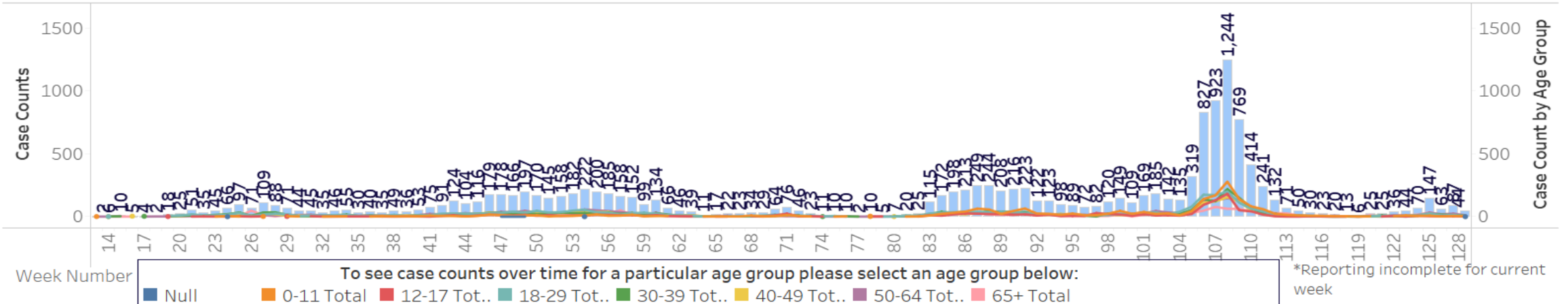
Breakthrough Cases

County	# of Breakthrough ..	% of Breakthrough Cases
Shelby Coun..	1621	11.70%

Active Hospitalized Cases

21

Total Cases and Age Distribution Over Time



*NCDHD is using the state reporting system's recovered indicator to report active cases. At this time, each case is being automatically converted at 30 days to a recovered case by the state system, rather than after isolation ends which is typically at 10 days.

** On Thursday, October 28th, 2021 the State announced that there was duplication in the reporting of some of Kentucky's COVID-19 vaccine data which resulted in some of the data being counted twice. As a result, the State's (and the counties) total number of unique vaccinations is lower than what's been previously reported. This error has since been corrected.

Spencer County COVID-19 Weekly Update

Data as of: 06/10/2022

Total Positive Cases

5,562

Positive Cases By Race

Asian	0.18%
Black or African Ameri..	1.82%

Positive Cases By Ethnicity

Hispanic or Latino	2.16%
Not Hispanic or Latino	97.84%

Active Cases*

325

New Cases Added in the Last 7 Days

25

Total Deaths

60

Total Deaths Reported within the Last 7 Days

1

Population Fully Vaccinated

County	Total Nu..	Total %	% 12+	% 18+	% 65+	Rank
Spencer Co..	5,880	30.4	33.6	34	44.1	120

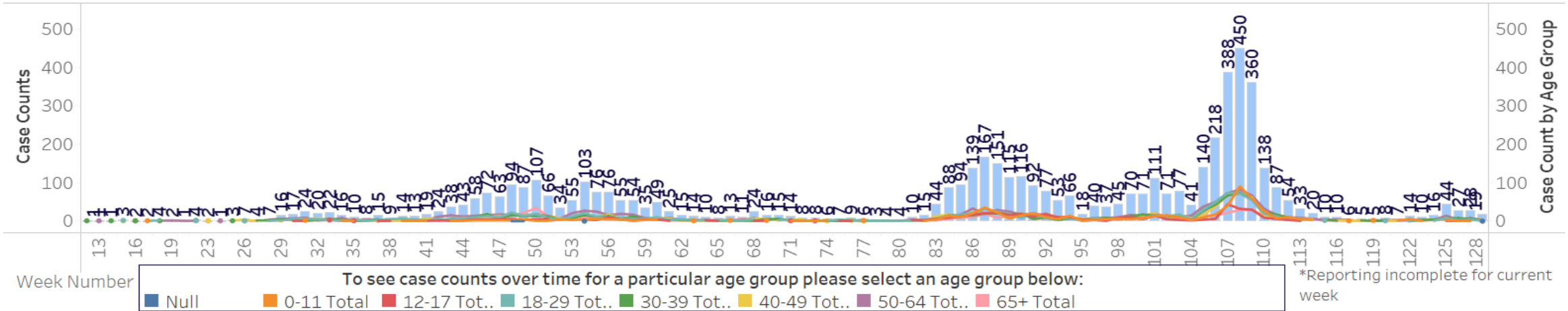
Breakthrough Cases

County	# of Breakthrough ..	% of Breakthrough Cases
Spencer Cou..	811	14.58%

Active Hospitalized Cases

10

Total Cases and Age Distribution Over Time



*NCDHD is using the state reporting system's recovered indicator to report active cases. At this time, each case is being automatically converted at 30 days to a recovered case by the state system, rather than after isolation ends which is typically at 10 days.

** On Thursday, October 28th, 2021 the State announced that there was duplication in the reporting of some of Kentucky's COVID-19 vaccine data which resulted in some of the data being counted twice. As a result, the State's (and the counties) total number of unique vaccinations is lower than what's been previously reported. This error has since been corrected.

Trimble County COVID-19 Weekly Update

Data as of: 06/10/2022

Total Positive Cases

2,255

Positive Cases By Race

Asian	0.18%
Black or African Ameri..	0.80%

Positive Cases By Ethnicity

Hispanic or Latino	1.30%
Not Hispanic or Latino	98.70%

Active Cases*

116

Total Deaths

41

New Cases Added in the Last 7 Days

4

Total Deaths Reported within the Last 7 Days

0

Population Fully Vaccinated

County	Total Nu..	Total %	% 12+	% 18+	% 65+	Rank
Trimble Co..	3,731	44	50.1	51.8	69.2	88

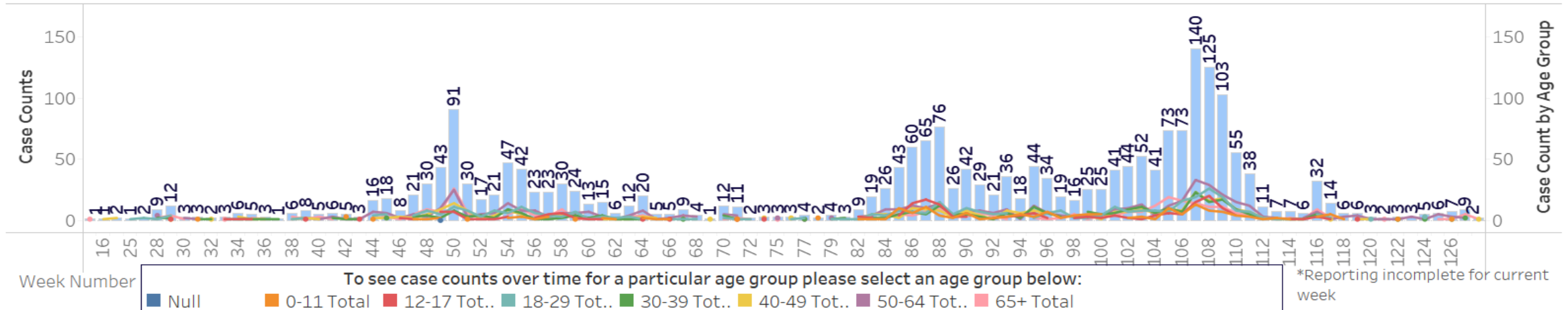
Breakthrough Cases

County	# of Breakthrough ..	% of Breakthrough Cases
Trimble Cou..	226	10.02%

Active Hospitalized Cases

9

Total Cases and Age Distribution Over Time



*NCDHD is using the state reporting system's recovered indicator to report active cases. At this time, each case is being automatically converted at 30 days to a recovered case by the state system, rather than after isolation ends which is typically at 10 days.

*Reporting incomplete for current week

** On Thursday, October 28th, 2021 the State announced that there was duplication in the reporting of some of Kentucky's COVID-19 vaccine data which resulted in some of the data being counted twice. As a result, the State's (and the counties) total number of unique vaccinations is lower than what's been previously reported. This error has since been corrected.



NORTH CENTRAL DISTRICT
HEALTH DEPARTMENT