

# NCDHD COVID-19 Weekly Update – 10/1/2021



<h2>North Central District</h2> <p>(Henry, Shelby, Spencer, Trimble)</p>	<h2>Kentucky</h2> <p><i>State of emergency declared March 6, 2020</i></p>	<h2>United States</h2>
<p><b>12,843</b> Total Cases</p>	<p><b>680,454</b> Cases (↑22,223 in past week)</p>	<p><b>42,850,746</b> Cases (↑819,643 in past week)</p>
<p><b>314</b> New Cases This Week</p>	<p><b>8,579</b> Total Deaths(↑240 in past week)</p>	<p><b>686,639</b> Total Deaths(↑13,901 in past week)</p>
<p><b>159</b> Total Deaths</p>	<p><b>1.3%</b> Mortality Rate</p>	<p><b>1.6%</b> Mortality Rate</p>
<p><b>2</b> New Deaths Reported This Week</p>		
<p><b>1.2%</b> Mortality Rate</p> <p><i>*Data as of 10/1/2021*</i></p> <p><i>**Discrepancies between county and State level data occur due to delays in reporting. Data reported above is inclusive of all fax and electronically submitted lab reports</i></p>	<p><b>120 Counties</b> With at least one case</p> <p><i>*Data as of 9/27/2021*</i></p>	<p><b>59 states + territories</b> With at least one case</p> <p><i>*Data as of 9/27/2021*</i></p>

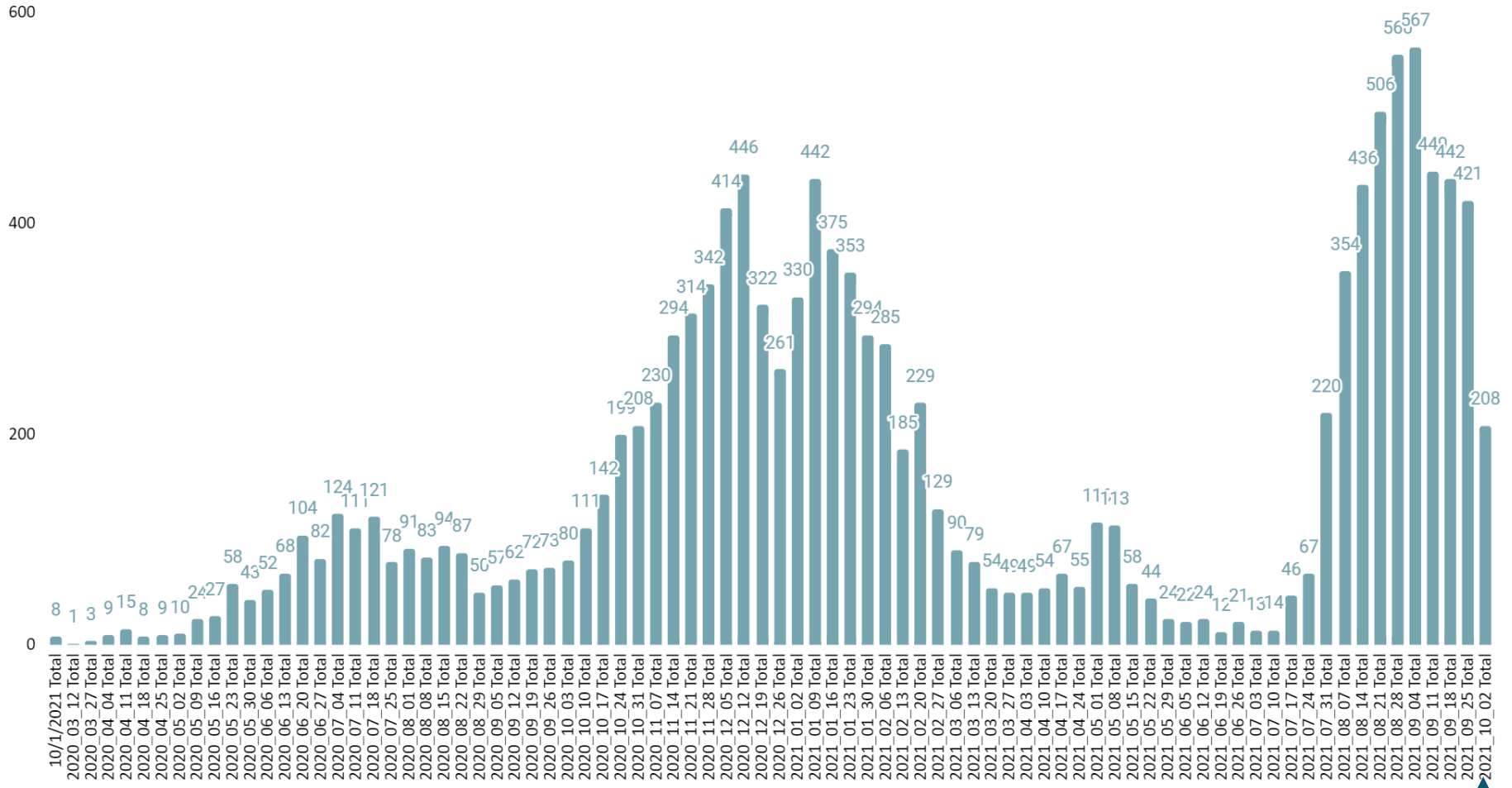
# County Specific COVID-19 Weekly Update – 10/1/2021



Henry County	Shelby County	Spencer County	Trimble County
<b>2,380</b> Total Cases	<b>6,673</b> Total Cases	<b>2,681</b> Total Cases	<b>1,109</b> Total Cases
<b>75</b> New Cases This Week	<b>142</b> New Cases This Week	<b>74</b> New Cases This Week	<b>23</b> New Cases This Week
<b>470</b> Active Cases	<b>880</b> Active Cases	<b>452</b> Active Cases	<b>164</b> Active Cases
<i>Due to the high case numbers, NCDHD is using the state reporting system's recovered indicator, to report active cases. At this time, each case is being automatically converted at 30 days to a recovered case by the state system, rather than after isolation ends which is typically at 10 days.</i>			
<b>9</b> Hospitalized	<b>17</b> Hospitalized	<b>10</b> Hospitalized	<b>5</b> Hospitalized
<b>23</b> Deaths	<b>98</b> Deaths	<b>29</b> Deaths	<b>9</b> Deaths
<b>0</b> New Deaths Reported This Week	<b>2</b> New Deaths Reported This Week	<b>0</b> New Deaths Reported This Week	<b>0</b> New Deaths Reported This Week
<b>3.20%</b> Hispanic or Latino Cases	<b>14.18%</b> Hispanic or Latino Cases	<b>2.16%</b> Hispanic or Latino Cases	<b>0.81%</b> Hispanic or Latino Cases
<b>2.29%</b> African American Cases	<b>5.40%</b> African American Cases	<b>1.58%</b> African American Cases	<b>0.36%</b> African American Cases
<b>0.13%</b> Asian Cases	<b>0.23%</b> Asian Cases	<b>0.15%</b> Asian Cases	<b>0.36%</b> Asian Cases

# NCDHD Cases by County Updated thru 10/1/2021

NCDHD COVID-19 Cases by MMWR Reported by Investigation Date

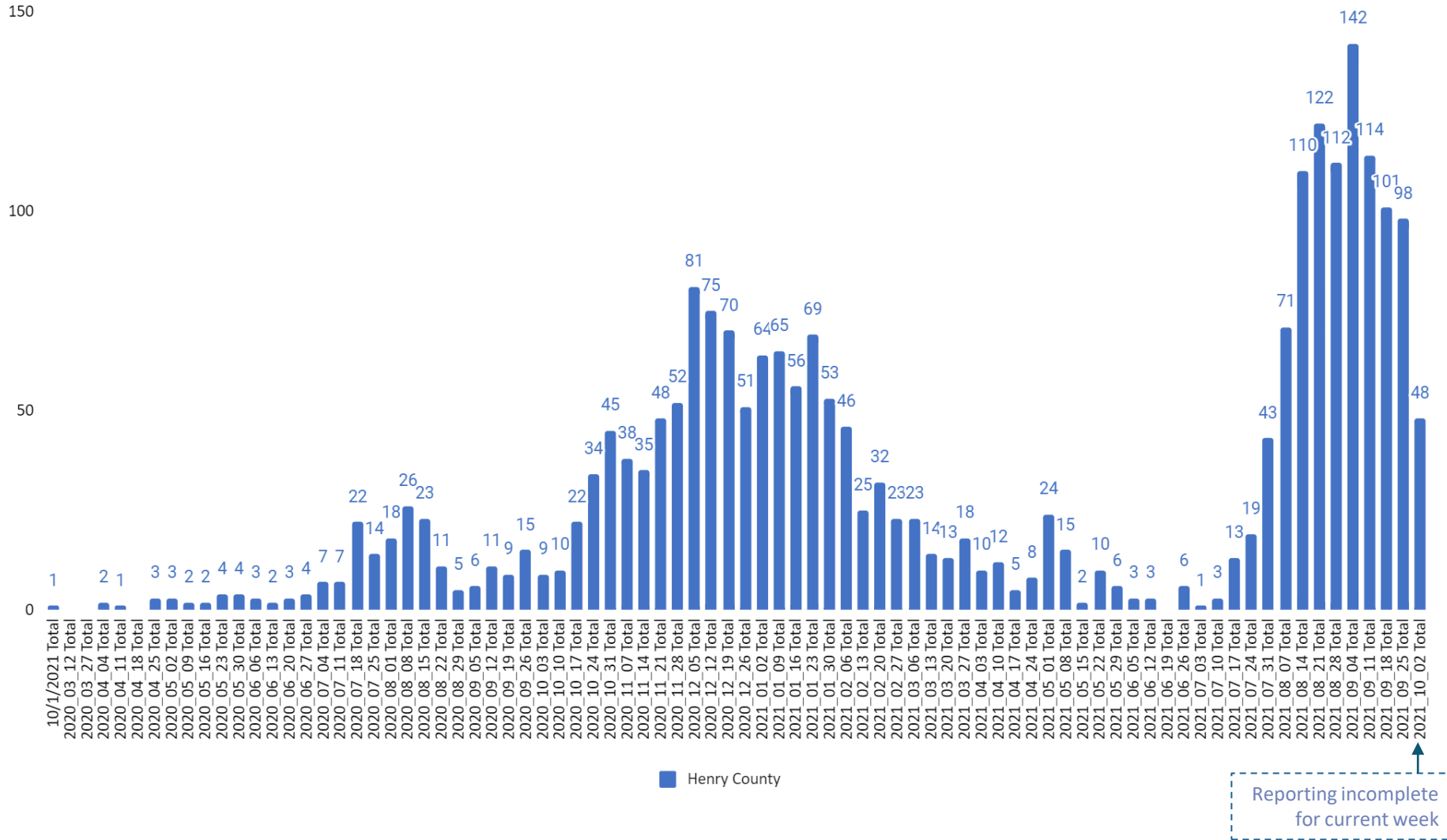


North Central District Total Cases

Reporting incomplete for current week

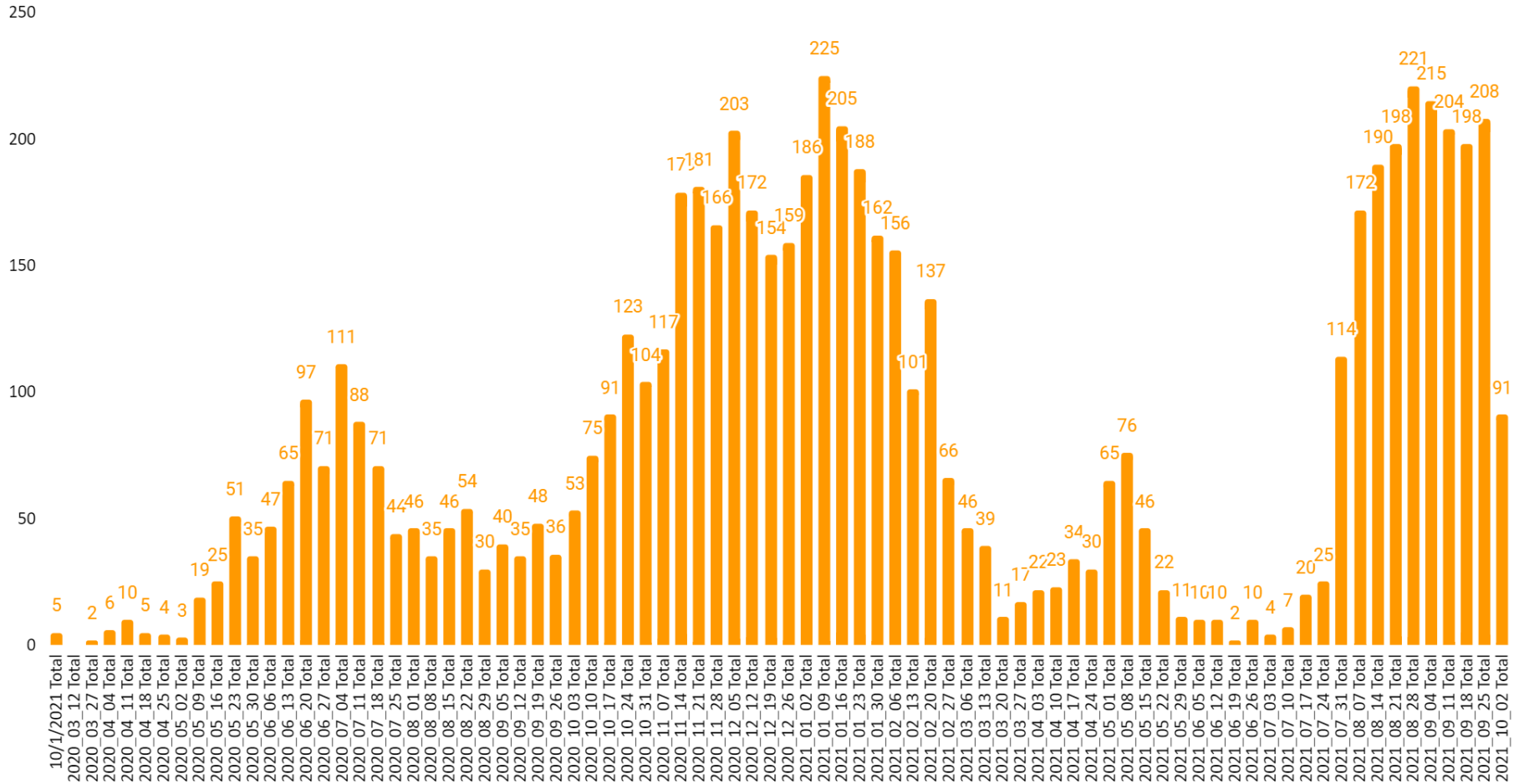
# Henry County Cases Updated thru 10/1/2021

Henry County COVID-19 Cases by MMR Reported by Investigation Date



# Shelby County Cases Updated thru 10/1/2021

Shelby County COVID-19 Cases by MMR Reported by Investigation Date

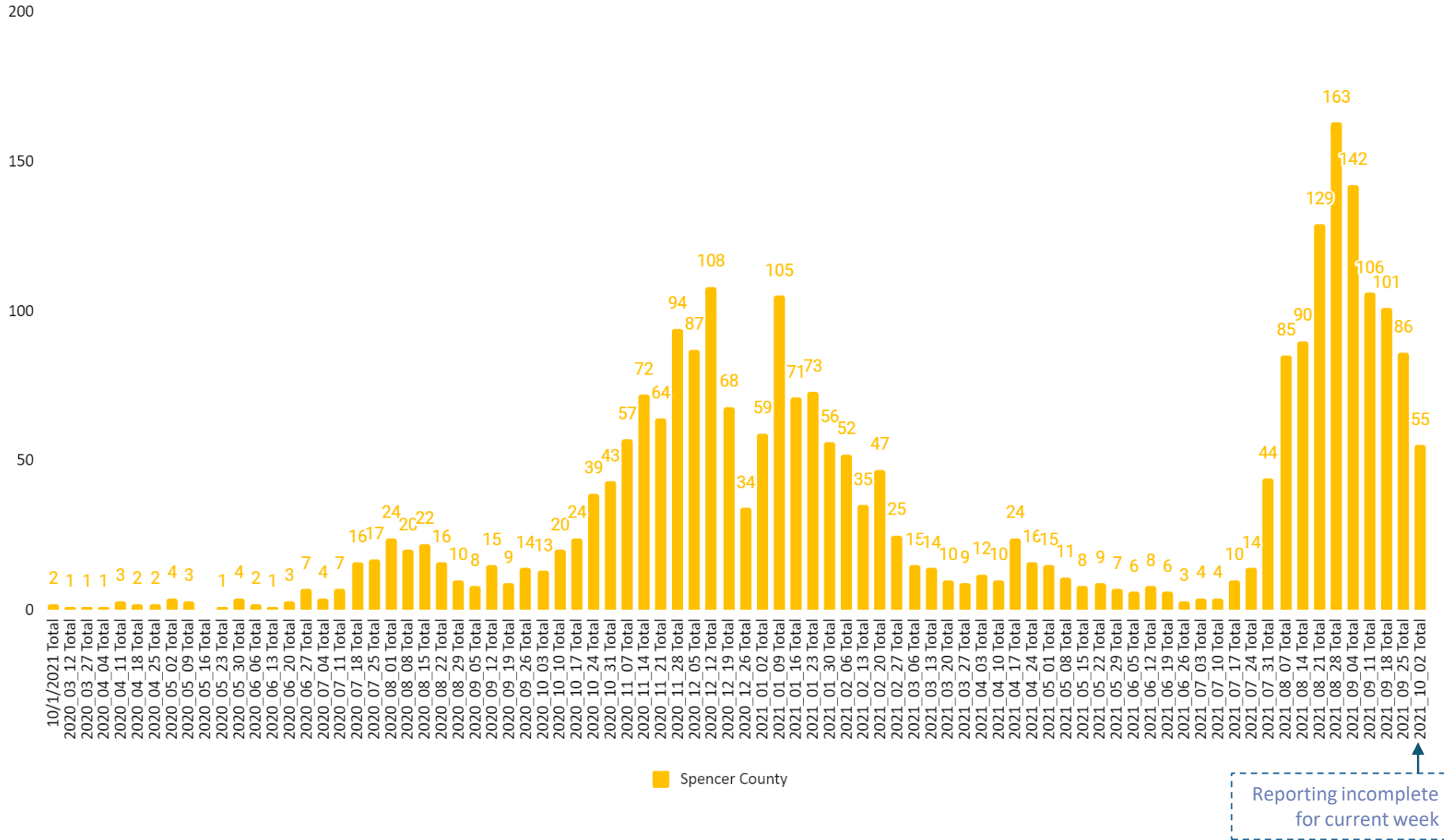


Shelby County

Reporting incomplete for current week

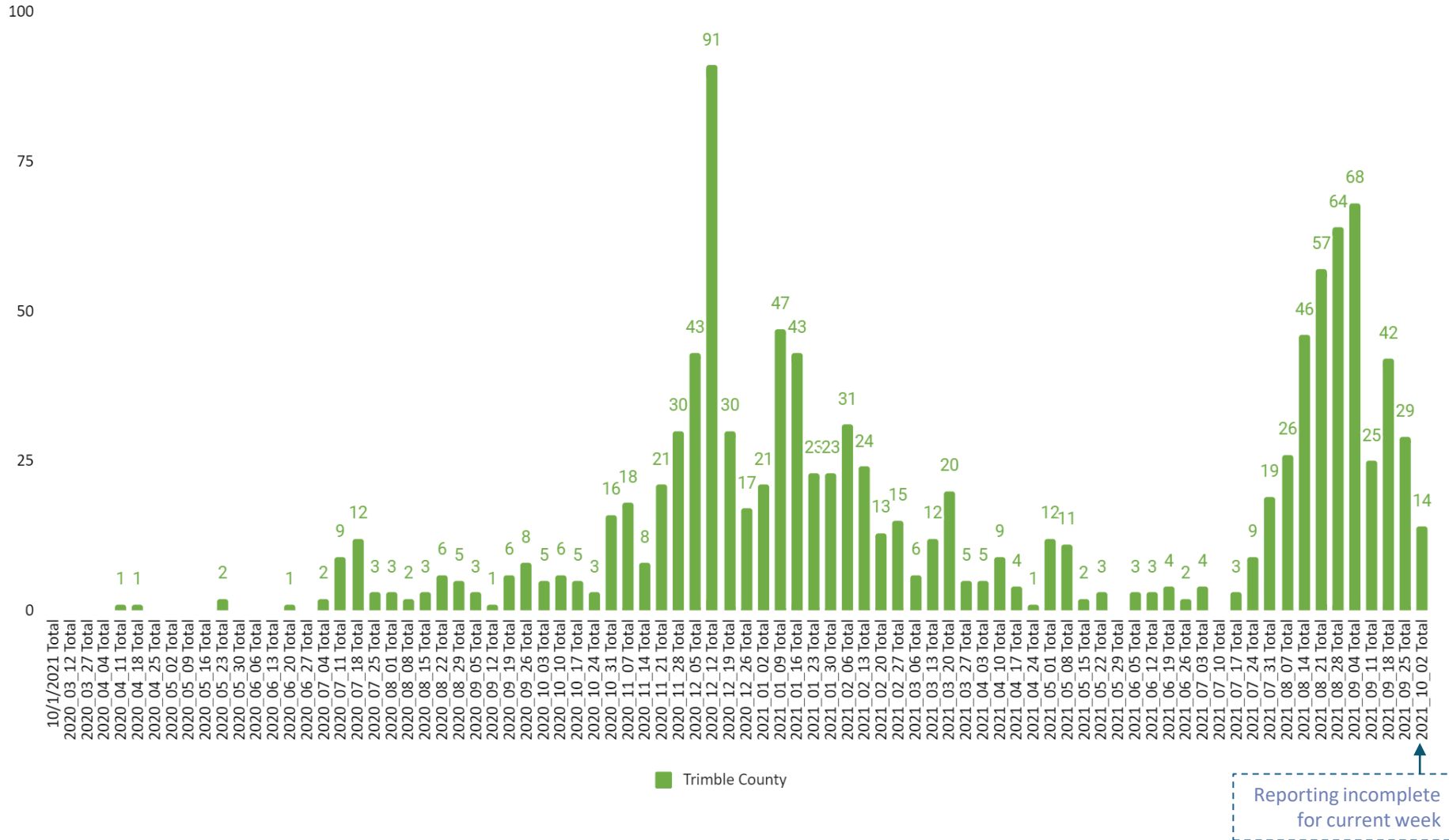
# Spencer County Cases Updated thru 10/1/2021

Spencer County COVID-19 Cases by MMR Reported by Investigation Date

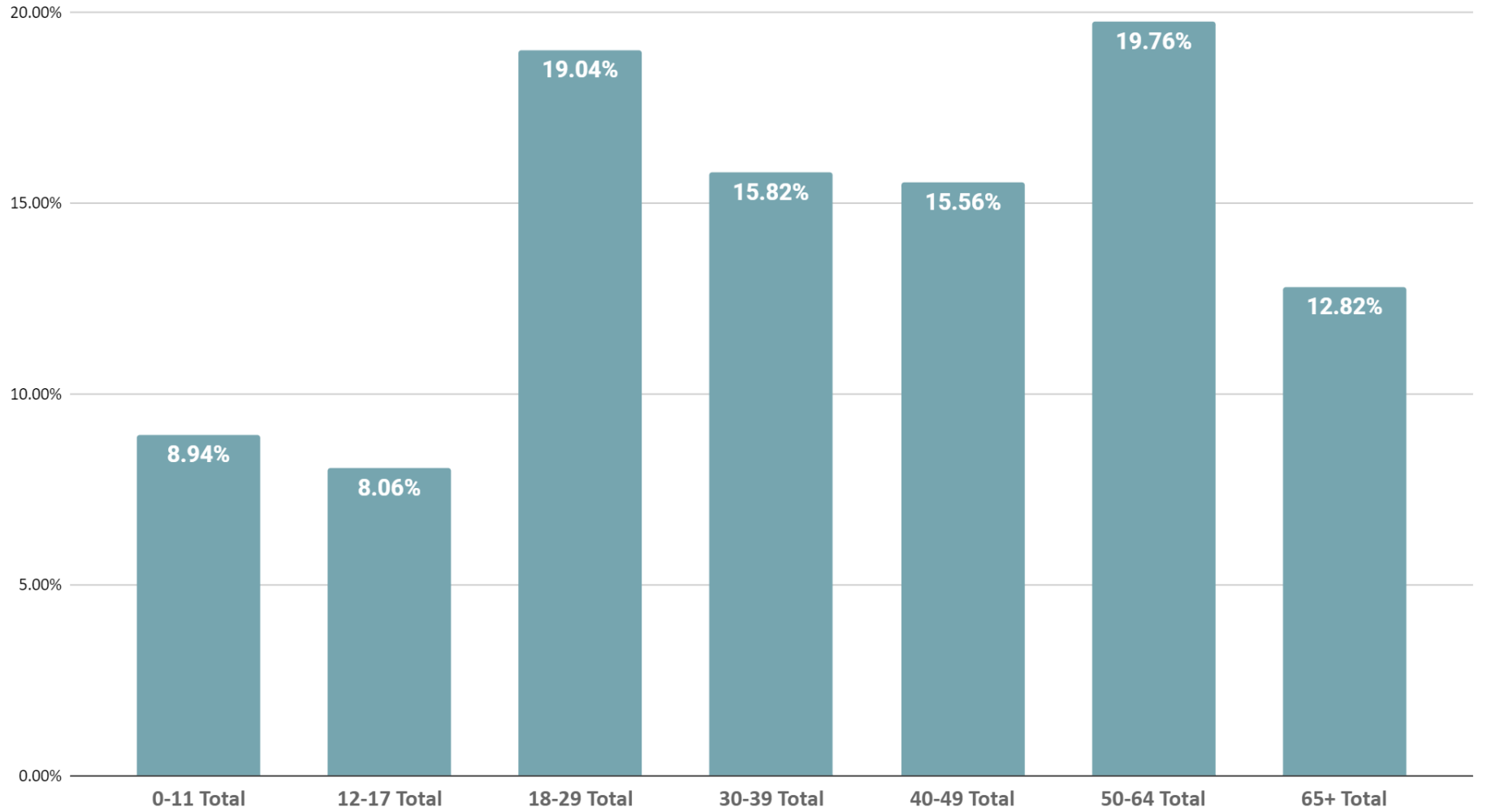


# Trimble County Cases Updated thru 10/1/2021

Trimble County COVID-19 Cases by MMR Reported by Investigation Date



## NCDHD COVID-19 Cases Age Distribution






# NCDHD COVID-19 Breakthrough Cases

(Data from 2/15/2021 to 10/1/2021)

## Count of Breakthrough Cases

Henry County	126 <i>5.29% of Total Henry County Cases</i>
Shelby County	344 <i>5.16% of Total Shelby County Cases</i>
Spencer County	150 <i>5.59% of Total Spencer County Cases</i>
Trimble County	47 <i>4.24% of Total Trimble County Cases</i>
North Central District	667 <i>5.19% of Total North Central District Cases</i>



# CDC Vaccine Data Tracker

(Last Updated 10/1/21)

<https://covid.cdc.gov/covid-data-tracker/#county-view>

	Total Fully Vaccinated	% of Population Fully Vaccinated	% of 12+ Population Fully Vaccinated	% of 18+ Population Fully Vaccinated	% of 65+ Population Fully Vaccinated	KY County Rank (102,112 Unknown County)
Henry	8,156	50.6%	59.4%	62.8%	85.7%	18th
Shelby	22,225	45.3%	53.2%	54.4%	73.1%	38th
Spencer	5,286	27.3%	31.8%	32.3%	41.9%	120th
Trimble	3,379	39.9%	46.4%	48.3%	66.0%	77 <sup>th</sup>