

# North Central District COVID-19 Weekly Update

Data as of: October 22nd, 2021

## Total Positive Cases

13,554

## Positive Cases By Race

Asian	0.19%
Black or African American	3.70%

## Active Cases

1,289

## Total Deaths

182

## Positive Cases By Ethnicity

Hispanic or Latino	8.13%
Not Hispanic or Latino	91.87%

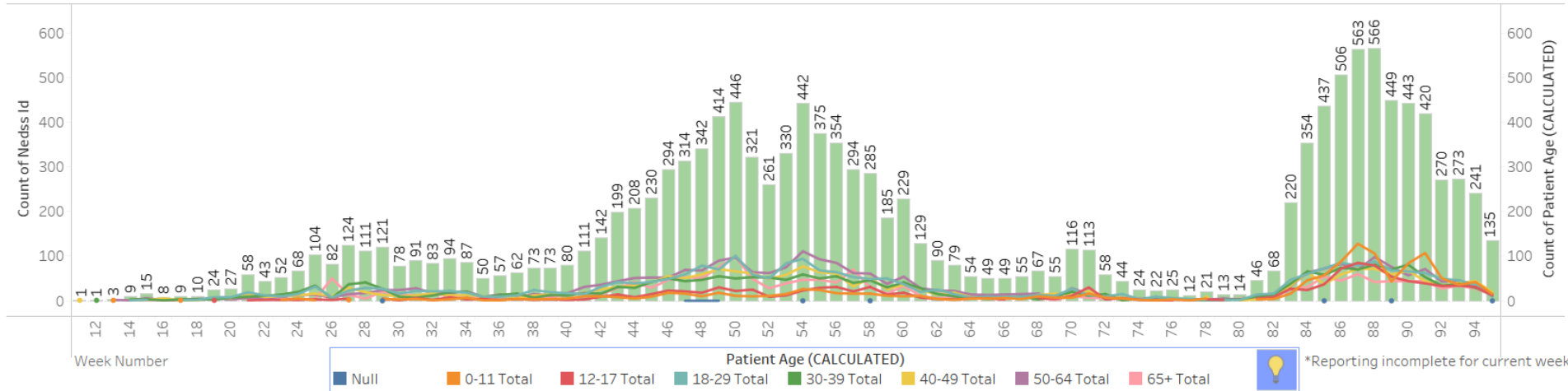
## New Cases Added in the Last 7 Days

183

## Total Deaths Reported within the Last 7 Days

7

## Epi Curve and Age Distribution Over Time



\*NCDHD is using the state reporting system's recovered indicator to report active cases. At this time, each case is being automatically converted at 30 days to a recovered case by the state system, rather than after isolation ends which is typically at 10 days.

# Henry County COVID-19 Weekly Update

Data as of: October 22nd, 2021

## Total Positive Cases

2,554

## Positive Cases By Race

Asian	0.12%
Black or African American	2.31%

## Positive Cases By Ethnicity

Hispanic or Latino	3.16%
Not Hispanic or Latino	96.84%

## Active Cases

315

## Total Deaths

26

## New Cases Added in the Last 7 Days

44

## Total Deaths Reported within the Last 7 Days

2

## Population Fully Vaccinated

Total Number	Total %	% 12+	% 18+	% 65+	Rank
8,446	52.4	61.6	64.8	86.7	19

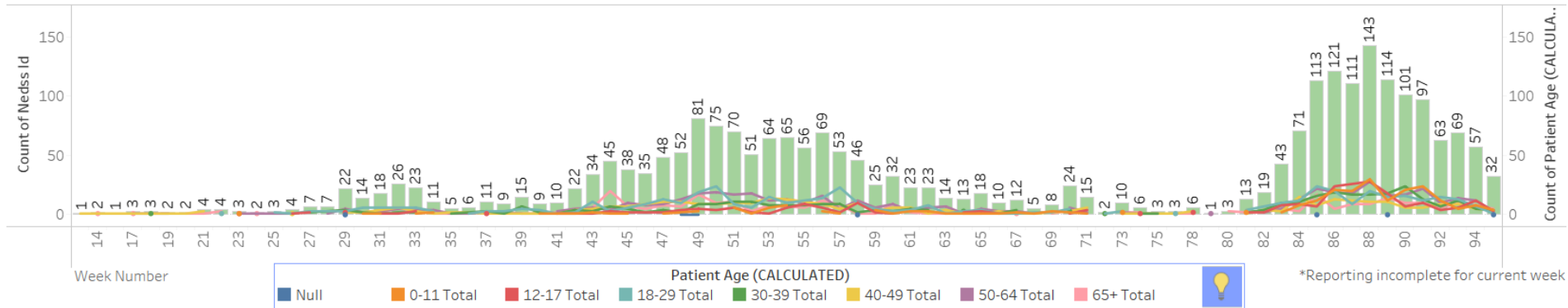
## Breakthrough Cases

# of Breakthrough Cases	% of Breakthrough Cases
160	6.26%

## Hospitalized

9

## Epi Curve and Age Distribution Over Time



\*NCDHD is using the state reporting system's recovered indicator to report active cases. At this time, each case is being automatically converted at 30 days to a recovered case by the state system, rather than after isolation ends which is typically at 10 days.

\*Reporting incomplete for current week

# Shelby County COVID-19 Weekly Update

Data as of: October 22nd, 2021

## Total Positive Cases

6,964

## Positive Cases By Race

Asian	0.22%
Black or African American	5.61%

## Active Cases

560

## Total Deaths

105

## Positive Cases By Ethnicity

Hispanic or Latino	13.93%
Not Hispanic or Latino	86.07%

## New Cases Added in the Last 7 Days

77

## Total Deaths Reported within the Last 7 Days

1

## Population Fully Vaccinated

Total Number	Total %	% 12+	% 18+	% 65+	Rank
22,919	46.8	54.8	56	74.1	43

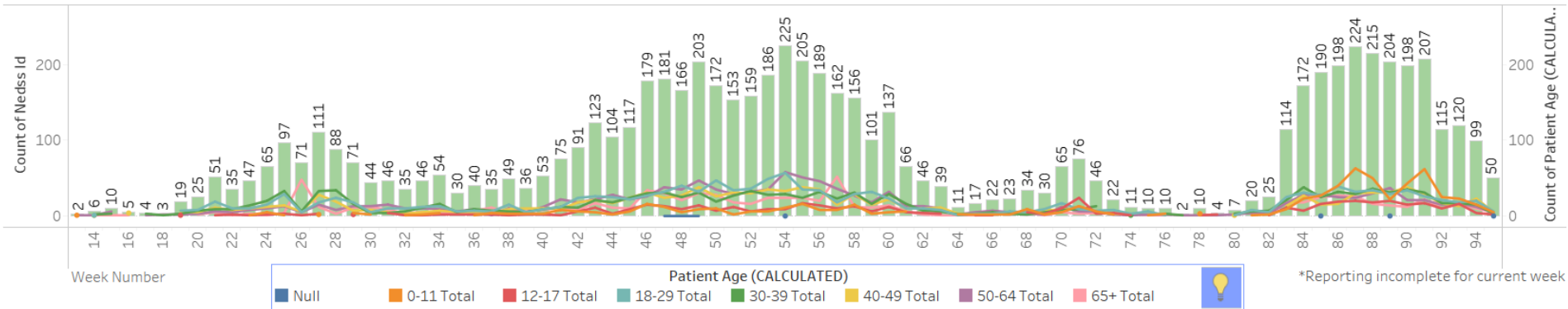
## Breakthrough Cases

# of Breakthrough Cases	% of Breakthrough Cases
397	5.70%

## Hospitalized

16

## Epi Curve and Age Distribution Over Time



\*NCDHD is using the state reporting system's recovered indicator to report active cases. At this time, each case is being automatically converted at 30 days to a recovered case by the state system, rather than after isolation ends which is typically at 10 days.

\*Reporting incomplete for current week

# Spencer County COVID-19 Weekly Update

Data as of: October 22nd, 2021

## Total Positive Cases

2,829

## Positive Cases By Race

Asian	0.14%
Black or African American	1.66%

## Positive Cases By Ethnicity

Hispanic or Latino	2.23%
Not Hispanic or Latino	97.77%

## Active Cases

271

## New Cases Added in the Last 7 Days

22

## Total Deaths

34

## Total Deaths Reported within the Last 7 Days

1

## Population Fully Vaccinated

Total Number	Total %	% 12+	% 18+	% 65+	Rank
5,631	29.1	33.9	34.3	43.2	120

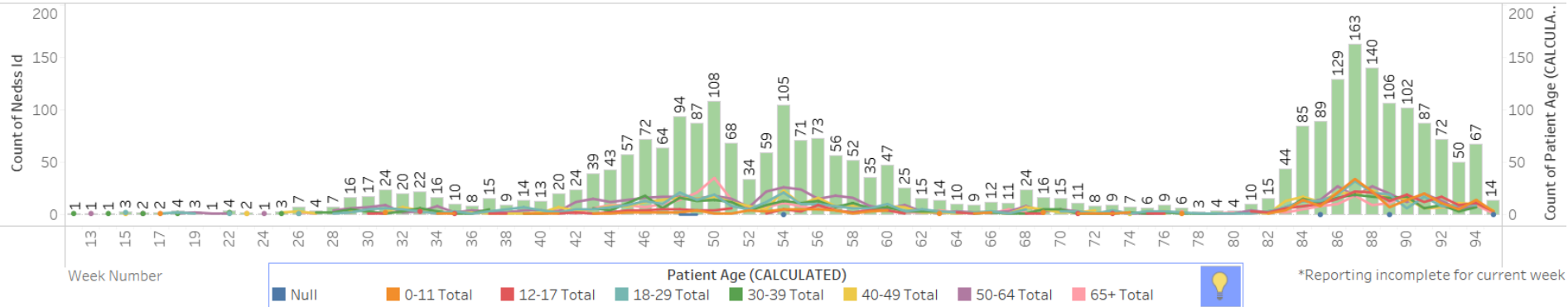
## Breakthrough Cases

# of Breakthrough Cases	% of Breakthrough Cases
184	6.50%

## Hospitalized

11

## Epi Curve and Age Distribution Over Time



\*NCDHD is using the state reporting system's recovered indicator to report active cases. At this time, each case is being automatically converted at 30 days to a recovered case by the state system, rather than after isolation ends which is typically at 10 days.

# Trimble County COVID-19 Weekly Update

Data as of: October 22nd, 2021

## Total Positive Cases

1,207

## Positive Cases By Race

Asian	0.33%
Black or African American	0.33%

## Positive Cases By Ethnicity

Hispanic or Latino	0.84%
Not Hispanic or Latino	99.16%

## Active Cases

143

## Total Deaths

17

## New Cases Added in the Last 7 Days

40

## Total Deaths Reported within the Last 7 Days

3

## Population Fully Vaccinated

Total Number	Total %	% 12+	% 18+	% 65+	Rank
3,479	41.1	47.8	49.6	66.6	81

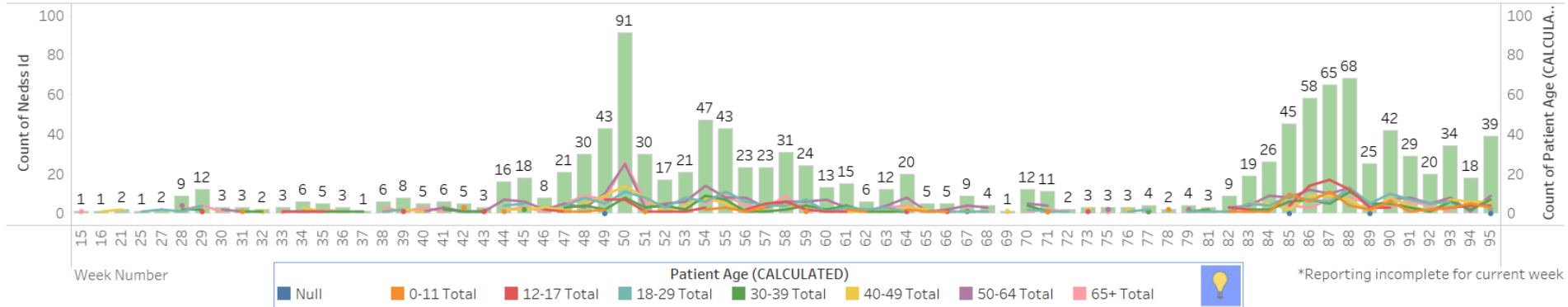
## Breakthrough Cases

# of Breakthrough Cases	% of Breakthrough Cases
48	3.98%

## Hospitalized

5

## Epi Curve and Age Distribution Over Time



\*NCDHD is using the state reporting system's recovered indicator to report active cases. At this time, each case is being automatically converted at 30 days to a recovered case by the state system, rather than after isolation ends which is typically at 10 days.

\*Reporting incomplete for current week