

North Central District COVID-19 Weekly Update

Data as of: November 19th, 2021

Total Positive Cases

14,450

Positive Cases By Race

Asian	0.18%
Black or African American	3.71%

Active Cases*

1,032

Total Deaths

198

Positive Cases By Ethnicity

Hispanic or Latino	7.91%
Not Hispanic or Latino	92.09%

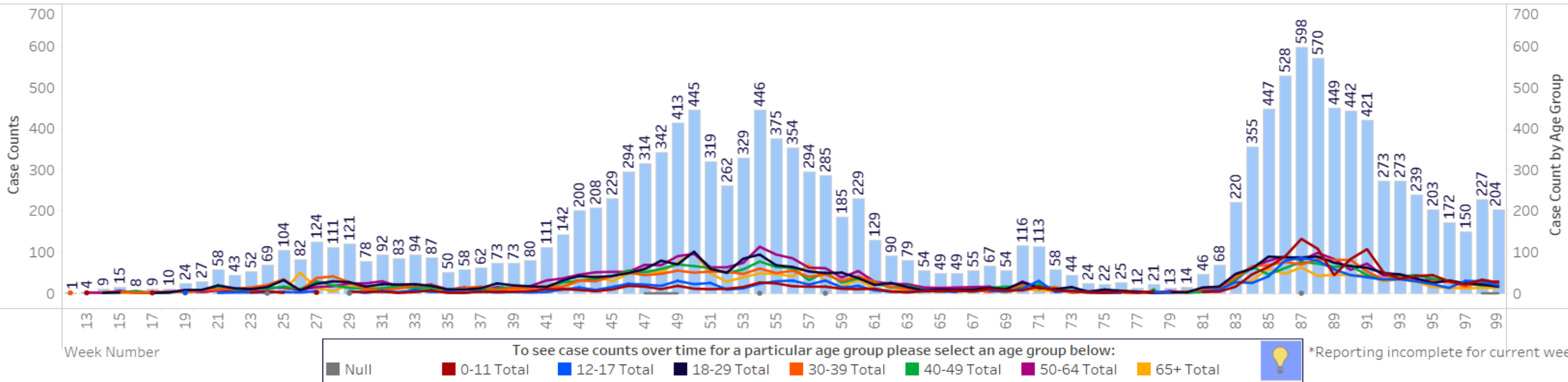
New Cases Added in the Last 7 Days

269

Total Deaths Reported within the Last 7 Days

3

Total Cases and Age Distribution Over Time



*NCDHD is using the state reporting system's recovered indicator to report active cases. At this time, each case is being automatically converted at 30 days to a recovered case by the state system, rather than after isolation ends which is typically at 10 days.

Henry County COVID-19 Weekly Update

Data as of: November 19th, 2021

Total Positive Cases

2,742

Positive Cases By Race

Asian	0.11%
Black or African American	2.33%

Active Cases*

219

Total Deaths

32

Positive Cases By Ethnicity

Hispanic or Latino	3.13%
Not Hispanic or Latino	96.88%

New Cases Added in the Last 7 Days

53

Total Deaths Reported within the Last 7 Days

0

Population Fully Vaccinated

County	Total Number	Total %	% 12+	% 18+	% 65+
Henry County	7,897	49	57.6	60.7	83.2

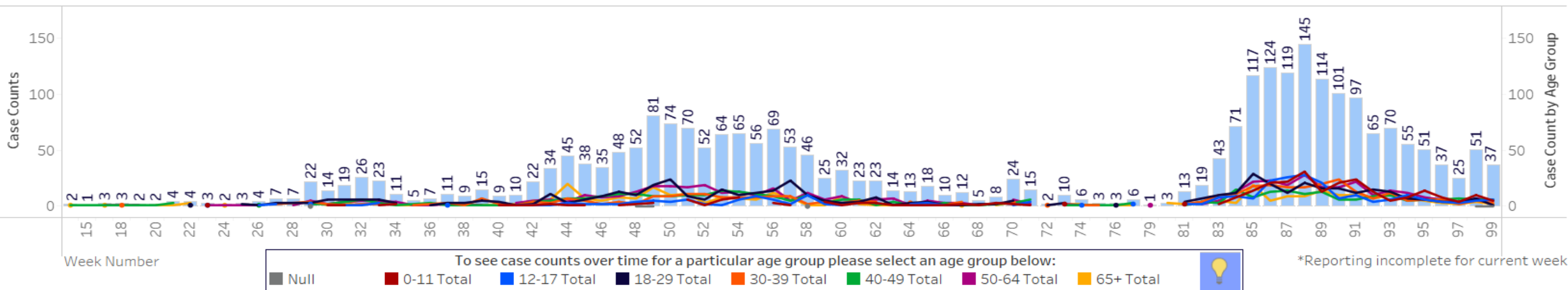
Breakthrough Cases

County	# of Breakthrough Cases	% of Breakthrough Cases
Henry County	194	7.08%

Active Hospitalized Cases

5

Total Cases and Age Distribution Over Time



*NCDHD is using the state reporting system's recovered indicator to report active cases. At this time, each case is being automatically converted at 30 days to a recovered case by the state system, rather than after isolation ends which is typically at 10 days.

** On Thursday, October 28th, 2021 the State announced that there was duplication in the reporting of some of Kentucky's COVID-19 vaccine data which resulted in some of the data being counted twice. As a result, the State's (and the counties) total number of unique vaccinations is lower than what's been previously reported. This error has since been corrected.

Shelby County COVID-19 Weekly Update

Data as of: November 19th, 2021

Total Positive Cases

7,398

Positive Cases By Race

Asian	0.20%
Black or African American	5.64%

Active Cases*

489

Total Deaths

112

Positive Cases By Ethnicity

Hispanic or Latino	13.53%
Not Hispanic or Latino	86.47%

New Cases Added in the Last 7 Days

126

Total Deaths Reported within the Last 7 Days

1

Population Fully Vaccinated

County	Total Number	Total %	% 12+	% 18+	% 65+
Shelby County	20,607	42	49.3	50.5	70.4

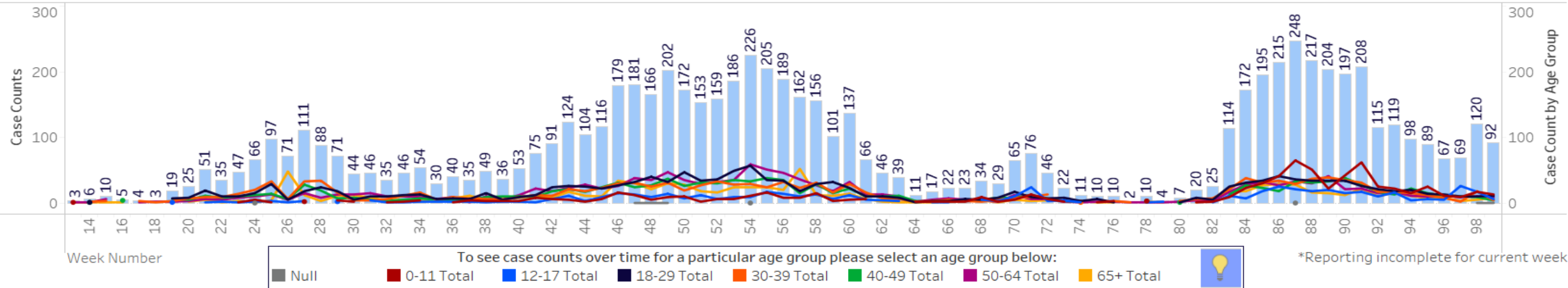
Breakthrough Cases

County	# of Breakthrough Cases	% of Breakthrough Cases
Shelby County	483	6.53%

Active Hospitalized Cases

11

Total Cases and Age Distribution Over Time



*NCDHD is using the state reporting system's recovered indicator to report active cases. At this time, each case is being automatically converted at 30 days to a recovered case by the state system, rather than after isolation ends which is typically at 10 days.

** On Thursday, October 28th, 2021 the State announced that there was duplication in the reporting of some of Kentucky's COVID-19 vaccine data which resulted in some of the data being counted twice. As a result, the State's (and the counties) total number of unique vaccinations is lower than what's been previously reported. This error has since been corrected.

Spencer County COVID-19 Weekly Update

Data as of: November 19th, 2021

Total Positive Cases

3,009

Positive Cases By Race

Asian	0.13%
Black or African American	1.69%

Active Cases*

208

Total Deaths

35

Positive Cases By Ethnicity

Hispanic or Latino	2.28%
Not Hispanic or Latino	97.72%

New Cases Added in the Last 7 Days

64

Total Deaths Reported within the Last 7 Days

0

Population Fully Vaccinated

County	Total Number	Total %	% 12+	% 18+	% 65+
Spencer County	5,024	26	30.2	30.7	41.4

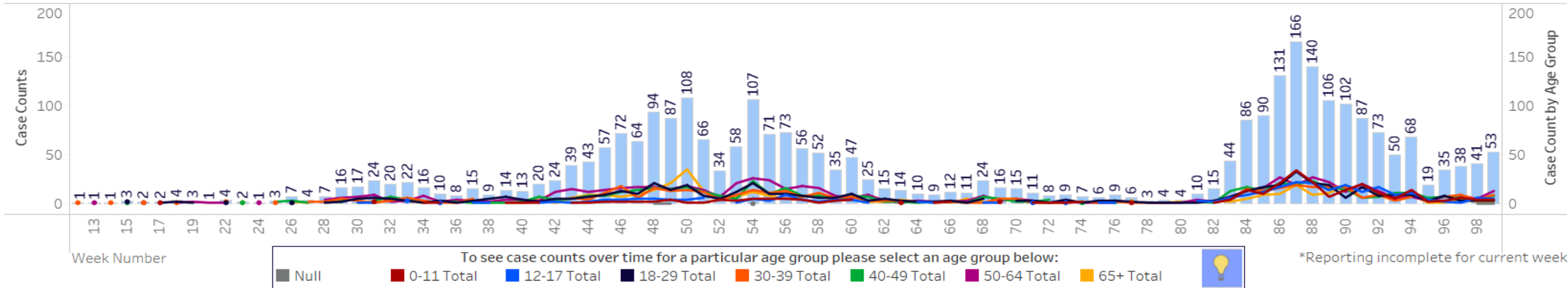
Breakthrough Cases

County	# of Breakthrough Cases	% of Breakthrough Cases
Spencer County	228	7.58%

Active Hospitalized Cases

7

Total Cases and Age Distribution Over Time



*NCDHD is using the state reporting system's recovered indicator to report active cases. At this time, each case is being automatically converted at 30 days to a recovered case by the state system, rather than after isolation ends which is typically at 10 days.

** On Thursday, October 28th, 2021 the State announced that there was duplication in the reporting of some of Kentucky's COVID-19 vaccine data which resulted in some of the data being counted twice. As a result, the State's (and the counties) total number of unique vaccinations is lower than what's been previously reported. This error has since been corrected.

Trimble County COVID-19 Weekly Update

Data as of: November 19th, 2021

Total Positive Cases

1,301

Positive Cases By Race

Asian	0.31%
Black or African American	0.31%

Positive Cases By Ethnicity

Hispanic or Latino	0.88%
Not Hispanic or Latino	99.12%

Active Cases*

116

New Cases Added in the Last 7 Days

26

Total Deaths

19

Total Deaths Reported within the Last 7 Days

2

Population Fully Vaccinated

County	Total Number	Total %	% 12+	% 18+	% 65+
Trimble County	3,344	39.5	45.9	47.6	65.3

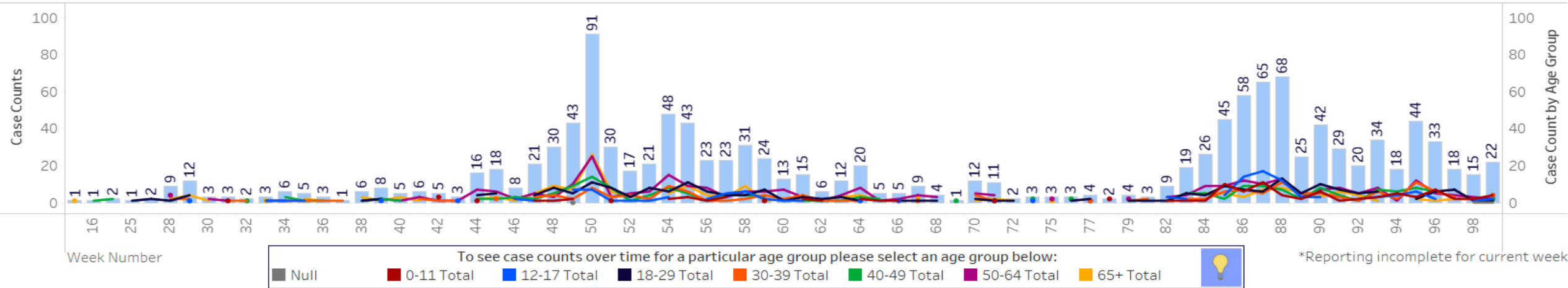
Breakthrough Cases

County	# of Breakthrough Cases	% of Breakthrough Cases
Trimble County	59	4.53%

Active Hospitalized Cases

5

Total Cases and Age Distribution Over Time



*NCDHD is using the state reporting system's recovered indicator to report active cases. At this time, each case is being automatically converted at 30 days to a recovered case by the state system, rather than after isolation ends which is typically at 10 days.

** On Thursday, October 28th, 2021 the State announced that there was duplication in the reporting of some of Kentucky's COVID-19 vaccine data which resulted in some of the data being counted twice. As a result, the State's (and the counties) total number of unique vaccinations is lower than what's been previously reported. This error has since been corrected.



NORTH CENTRAL DISTRICT
HEALTH DEPARTMENT