

North Central District COVID-19 Weekly Update

Data as of: November 26th, 2021

Total Postive Cases

14,702

Positive Cases By Race

Asian	0.19%
Black or African American	3.74%

Active Cases*

1,079

Total Deaths

208

Positive Cases By Ethnicity

Hispanic or Latino	7.80%
Not Hispanic or Latino	92.20%

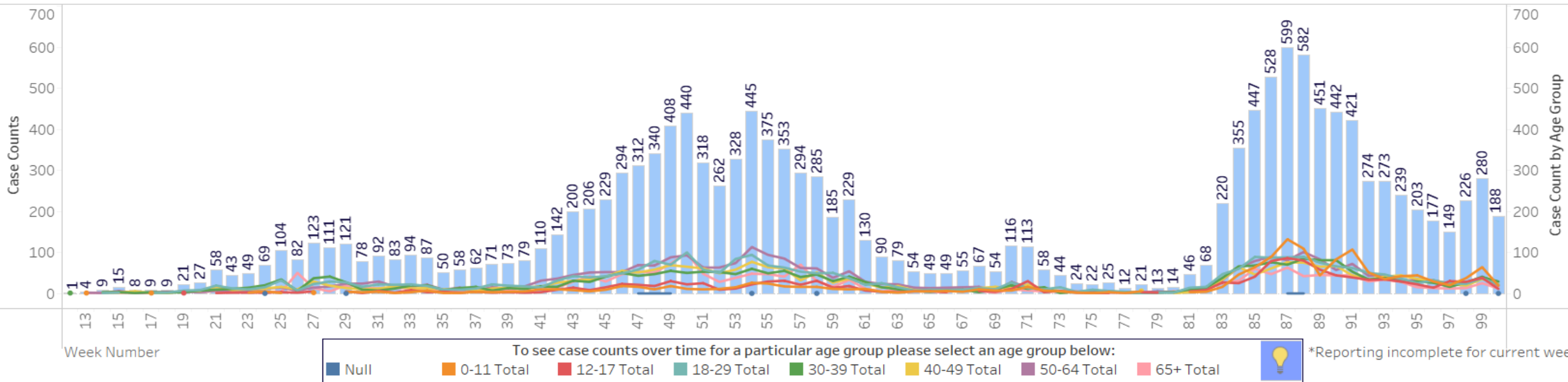
New Cases Added in the Last 7 Days

278

Total Deaths Reported within the Last 7 Days

10

Total Cases and Age Distribution Over Time



*NCDHD is using the state reporting system's recovered indicator to report active cases. At this time, each case is being automatically converted at 30 days to a recovered case by the state system, rather than after isolation ends which is typically at 10 days.

Henry County COVID-19 Weekly Update

Data as of: November 26th, 2021

Total Positive Cases

2,786

Positive Cases By Race

Asian	0.11%
Black or African American	2.37%

Active Cases*

223

Total Deaths

33

Positive Cases By Ethnicity

Hispanic or Latino	3.06%
Not Hispanic or Latino	96.94%

New Cases Added in the Last 7 Days

50

Total Deaths Reported within the Last 7 Days

1

Population Fully Vaccinated

County	Total Number	Total %	% 12+	% 18+	% 65+
Henry County	7,936	49.2	57.8	61	83.2

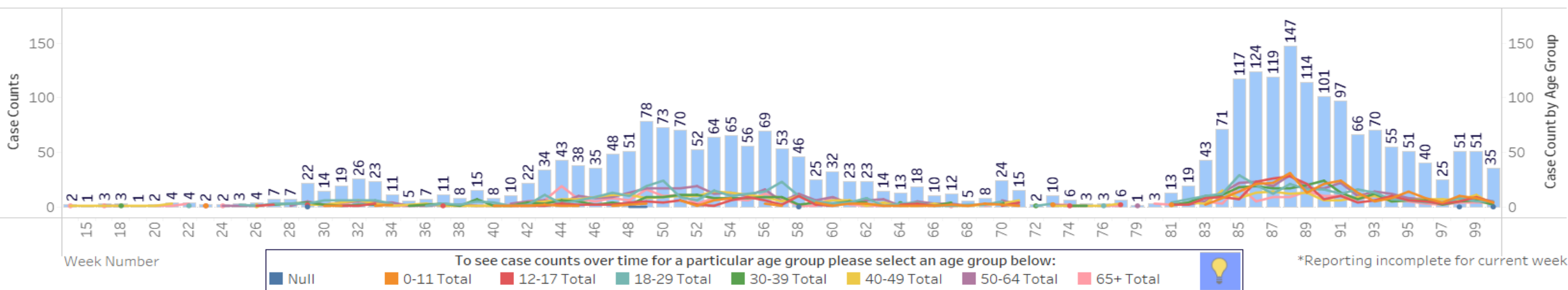
Breakthrough Cases

County	# of Breakthrough Cases	% of Breakthrough Cases
Henry County	223	8.00%

Active Hospitalized Cases

5

Total Cases and Age Distribution Over Time



*NCDHD is using the state reporting system's recovered indicator to report active cases. At this time, each case is being automatically converted at 30 days to a recovered case by the state system, rather than after isolation ends which is typically at 10 days.

** On Thursday, October 28th, 2021 the State announced that there was duplication in the reporting of some of Kentucky's COVID-19 vaccine data which resulted in some of the data being counted twice. As a result, the State's (and the counties) total number of unique vaccinations is lower than what's been previously reported. This error has since been corrected.

Shelby County COVID-19 Weekly Update

Data as of: November 26th, 2021

Total Positive Cases

7,512

Positive Cases By Race

Asian	0.23%
Black or African American	5.71%

Active Cases*

500

Total Deaths

114

Positive Cases By Ethnicity

Hispanic or Latino	13.41%
Not Hispanic or Latino	86.59%

New Cases Added in the Last 7 Days

132

Total Deaths Reported within the Last 7 Days

2

Population Fully Vaccinated

County	Total Number	Total %	% 12+	% 18+	% 65+
Shelby County	20,755	42.3	49.7	50.9	70.6

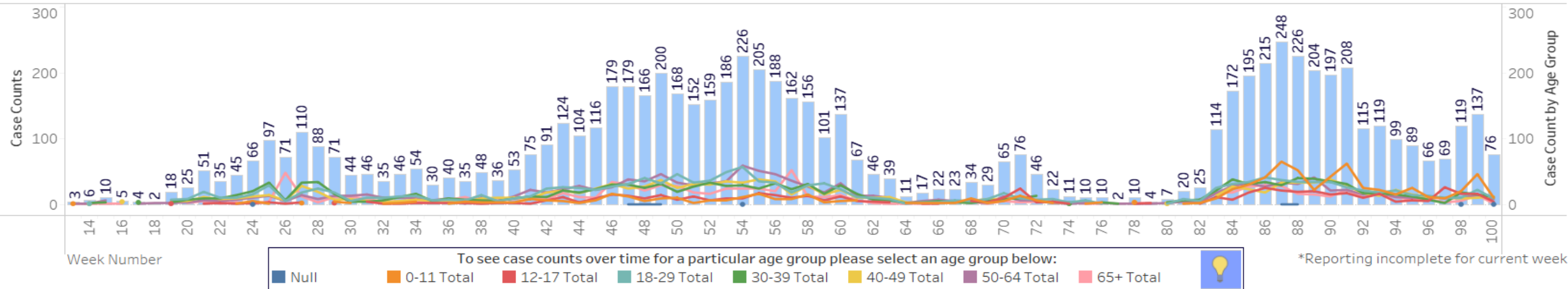
Breakthrough Cases

County	# of Breakthrough Cases	% of Breakthrough Cases
Shelby County	542	7.22%

Active Hospitalized Cases

11

Total Cases and Age Distribution Over Time



*NCDHD is using the state reporting system's recovered indicator to report active cases. At this time, each case is being automatically converted at 30 days to a recovered case by the state system, rather than after isolation ends which is typically at 10 days.

** On Thursday, October 28th, 2021 the State announced that there was duplication in the reporting of some of Kentucky's COVID-19 vaccine data which resulted in some of the data being counted twice. As a result, the State's (and the counties) total number of unique vaccinations is lower than what's been previously reported. This error has since been corrected.



NORTH CENTRAL DISTRICT
HEALTH DEPARTMENT

Spencer County COVID-19 Weekly Update

Data as of: November 26th, 2021

Total Positive Cases

3,076

Positive Cases By Race

Asian	0.13%
Black or African American	1.66%

Active Cases*

245

Total Deaths

40

Positive Cases By Ethnicity

Hispanic or Latino	2.18%
Not Hispanic or Latino	97.82%

New Cases Added in the Last 7 Days

69

Total Deaths Reported within the Last 7 Days

5

Population Fully Vaccinated

County	Total Number	Total %	% 12+	% 18+	% 65+
Spencer County	5,062	26.2	30.4	30.9	41.7

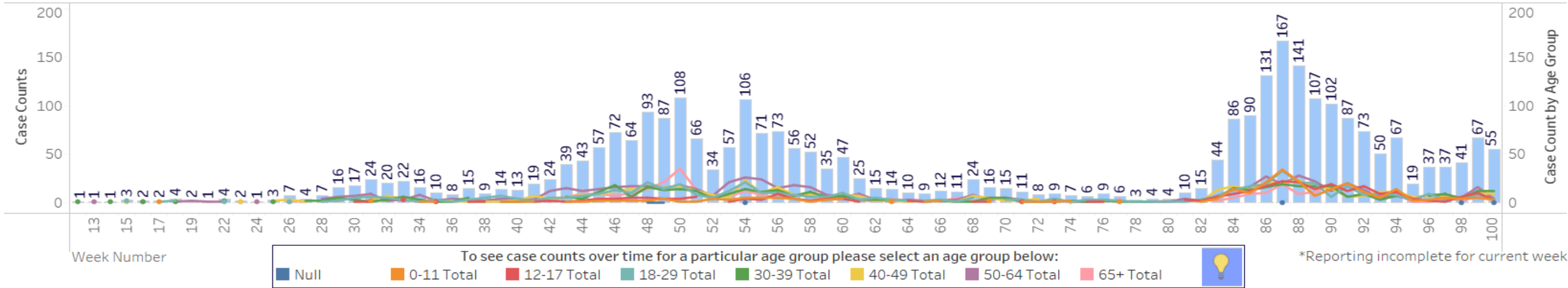
Breakthrough Cases

County	# of Breakthrough Cases	% of Breakthrough Cases
Spencer County	268	8.71%

Active Hospitalized Cases

6

Total Cases and Age Distribution Over Time



*NCDHD is using the state reporting system's recovered indicator to report active cases. At this time, each case is being automatically converted at 30 days to a recovered case by the state system, rather than after isolation ends which is typically at 10 days.

** On Thursday, October 28th, 2021 the State announced that there was duplication in the reporting of some of Kentucky's COVID-19 vaccine data which resulted in some of the data being counted twice. As a result, the State's (and the counties) total number of unique vaccinations is lower than what's been previously reported. This error has since been corrected.

Trimble County COVID-19 Weekly Update

Data as of: November 26th, 2021

Total Positive Cases

1,328

Positive Cases By Race

Asian	0.30%
Black or African American	0.30%

Active Cases*

111

Total Deaths

21

Positive Cases By Ethnicity

Hispanic or Latino	0.86%
Not Hispanic or Latino	99.14%

New Cases Added in the Last 7 Days

27

Total Deaths Reported within the Last 7 Days

2

Population Fully Vaccinated

County	Total Number	Total %	% 12+	% 18+	% 65+
Trimble County	3,356	39.6	46.1	47.8	65.4

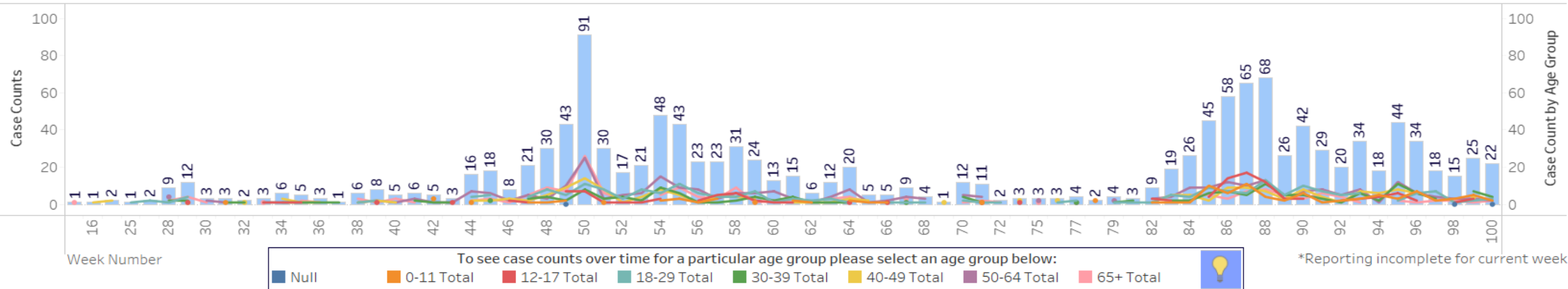
Breakthrough Cases

County	# of Breakthrough Cases	% of Breakthrough Cases
Trimble County	68	5.12%

Active Hospitalized Cases

4

Total Cases and Age Distribution Over Time



*NCDHD is using the state reporting system's recovered indicator to report active cases. At this time, each case is being automatically converted at 30 days to a recovered case by the state system, rather than after isolation ends which is typically at 10 days.

** On Thursday, October 28th, 2021 the State announced that there was duplication in the reporting of some of Kentucky's COVID-19 vaccine data which resulted in some of the data being counted twice. As a result, the State's (and the counties) total number of unique vaccinations is lower than what's been previously reported. This error has since been corrected.



NORTH CENTRAL DISTRICT
HEALTH DEPARTMENT