

North Central District COVID-19 Weekly Update

Data as of: December 10th, 2021

Total Positive Cases

15,333

Positive Cases By Race

Asian	0.18%
Black or African American	3.76%

Active Cases*

1,371

Total Deaths

217

Positive Cases By Ethnicity

Hispanic or Latino	7.66%
Not Hispanic or Latino	92.34%

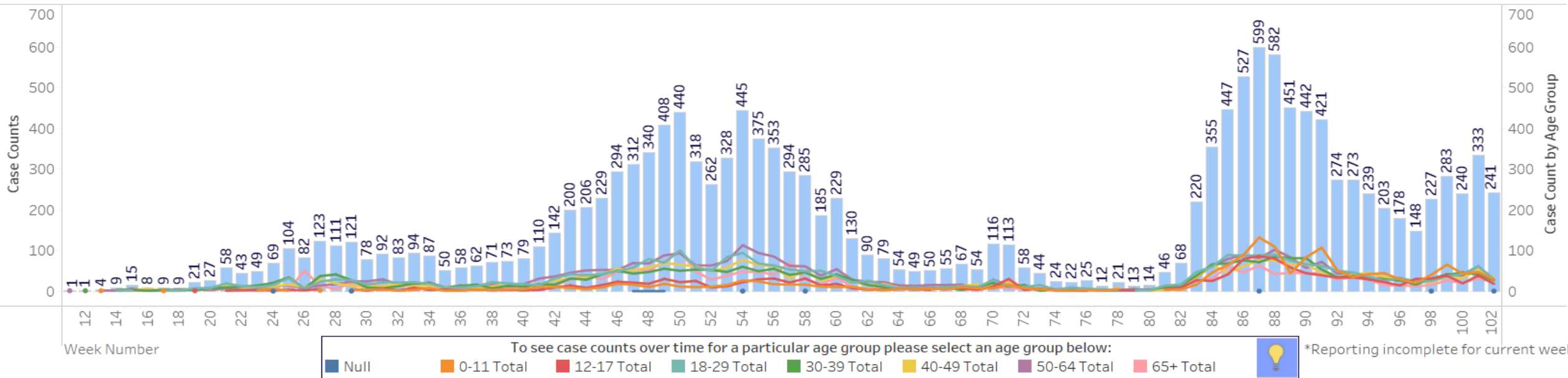
New Cases Added in the Last 7 Days

327

Total Deaths Reported within the Last 7 Days

4

Total Cases and Age Distribution Over Time



*NCDHD is using the state reporting system's recovered indicator to report active cases. At this time, each case is being automatically converted at 30 days to a recovered case by the state system, rather than after isolation ends which is typically at 10 days.

Henry County COVID-19 Weekly Update

Data as of: December 10th, 2021

Total Positive Cases

2,926

Positive Cases By Race

Asian	0.10%
Black or African American	2.32%

Positive Cases By Ethnicity

Hispanic or Latino	2.99%
Not Hispanic or Latino	97.01%

Active Cases*

292

Total Deaths

35

New Cases Added in the Last 7 Days

91

Total Deaths Reported within the Last 7 Days

1

Population Fully Vaccinated

County	Total Number	Total %	% 12+	% 18+	% 65+	Rank
Henry County	8,052	49.9	58.5	61.6	83.5	28

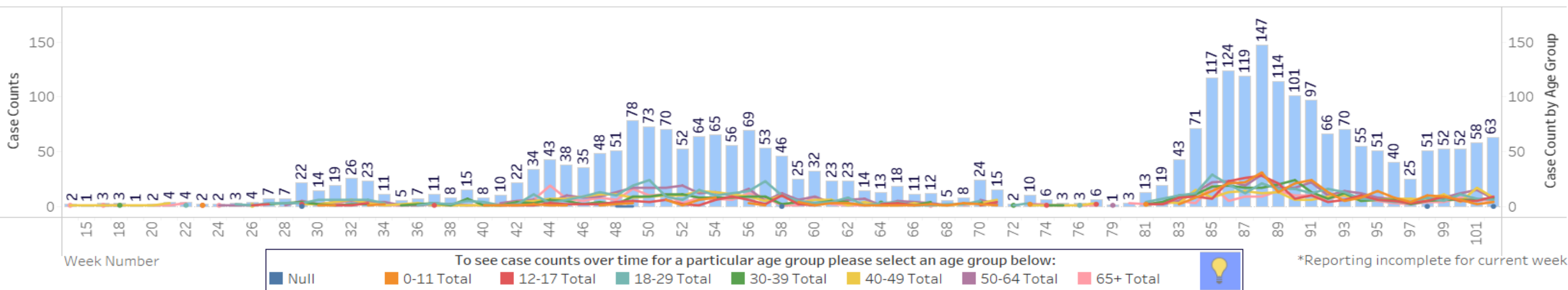
Breakthrough Cases

County	# of Breakthrough Cases	% of Breakthrough Cases
Henry County	240	8.20%

Active Hospitalized Cases

6

Total Cases and Age Distribution Over Time



*NCDHD is using the state reporting system's recovered indicator to report active cases. At this time, each case is being automatically converted at 30 days to a recovered case by the state system, rather than after isolation ends which is typically at 10 days.

** On Thursday, October 28th, 2021 the State announced that there was duplication in the reporting of some of Kentucky's COVID-19 vaccine data which resulted in some of the data being counted twice. As a result, the State's (and the counties) total number of unique vaccinations is lower than what's been previously reported. This error has since been corrected.

Shelby County COVID-19 Weekly Update

Data as of: December 10th, 2021

Total Positive Cases

7,766

Positive Cases By Race

Asian	0.22%
Black or African American	5.81%

Active Cases*

601

Total Deaths

117

Positive Cases By Ethnicity

Hispanic or Latino	13.27%
Not Hispanic or Latino	86.73%

New Cases Added in the Last 7 Days

134

Total Deaths Reported within the Last 7 Days

1

Population Fully Vaccinated

County	Total Number	Total %	% 12+	% 18+	% 65+	Rank
Shelby County	21,281	43.4	50.4	51.6	70.9	69

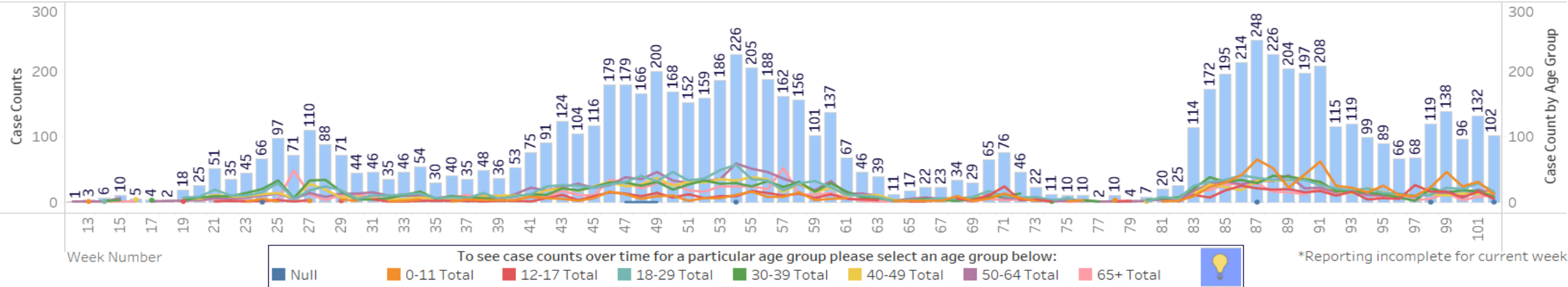
Breakthrough Cases

County	# of Breakthrough Cases	% of Breakthrough Cases
Shelby County	591	7.61%

Active Hospitalized Cases

12

Total Cases and Age Distribution Over Time



*NCDHD is using the state reporting system's recovered indicator to report active cases. At this time, each case is being automatically converted at 30 days to a recovered case by the state system, rather than after isolation ends which is typically at 10 days.

** On Thursday, October 28th, 2021 the State announced that there was duplication in the reporting of some of Kentucky's COVID-19 vaccine data which resulted in some of the data being counted twice. As a result, the State's (and the counties) total number of unique vaccinations is lower than what's been previously reported. This error has since been corrected.

Spencer County COVID-19 Weekly Update

Data as of: December 10th, 2021

Total Positive Cases

3,240

Positive Cases By Race

Asian	0.12%
Black or African American	1.64%

Active Cases*

335

Total Deaths

40

Positive Cases By Ethnicity

Hispanic or Latino	2.17%
Not Hispanic or Latino	97.83%

New Cases Added in the Last 7 Days

67

Total Deaths Reported within the Last 7 Days

Population Fully Vaccinated

County	Total Number	Total %	% 12+	% 18+	% 65+	Rank
Spencer County	5,205	26.9	31	31.5	42.2	120

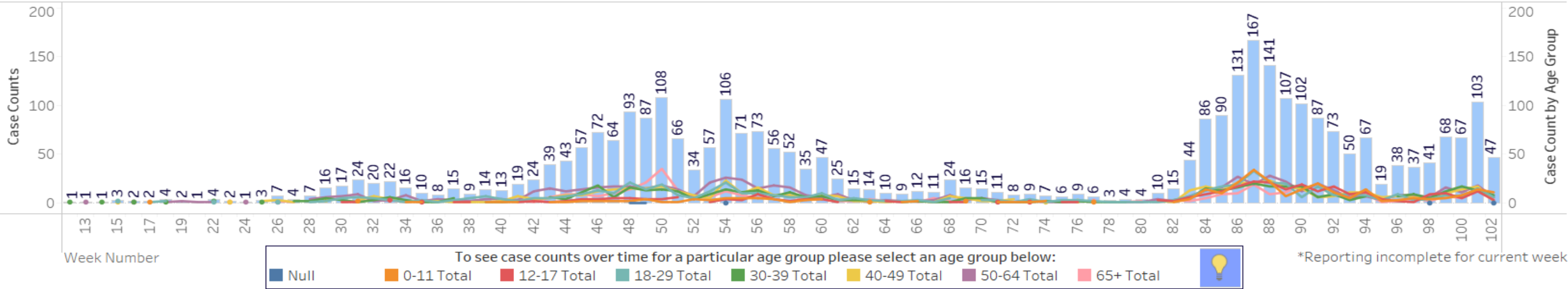
Breakthrough Cases

County	# of Breakthrough Cases	% of Breakthrough Cases
Spencer County	311	9.60%

Active Hospitalized Cases

8

Total Cases and Age Distribution Over Time



*NCDHD is using the state reporting system's recovered indicator to report active cases. At this time, each case is being automatically converted at 30 days to a recovered case by the state system, rather than after isolation ends which is typically at 10 days.

** On Thursday, October 28th, 2021 the State announced that there was duplication in the reporting of some of Kentucky's COVID-19 vaccine data which resulted in some of the data being counted twice. As a result, the State's (and the counties) total number of unique vaccinations is lower than what's been previously reported. This error has since been corrected.

Trimble County COVID-19 Weekly Update

Data as of: December 10th, 2021

Total Positive Cases

1,401

Positive Cases By Race

Asian	0.29%
Black or African American	0.29%

Positive Cases By Ethnicity

Hispanic or Latino	0.82%
Not Hispanic or Latino	99.18%

Active Cases*

143

Total Deaths

25

New Cases Added in the Last 7 Days

35

Total Deaths Reported within the Last 7 Days

2

Population Fully Vaccinated

County	Total Number	Total %	% 12+	% 18+	% 65+	Rank
Trimble County	3,393	40.1	46.5	48.3	65.9	90

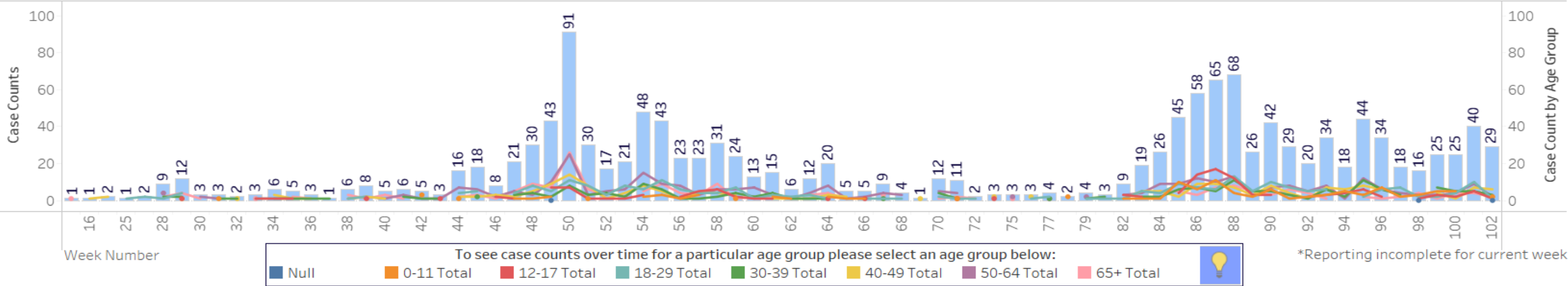
Breakthrough Cases

County	# of Breakthrough Cases	% of Breakthrough Cases
Trimble County	79	5.64%

Active Hospitalized Cases

5

Total Cases and Age Distribution Over Time



*NCDHD is using the state reporting system's recovered indicator to report active cases. At this time, each case is being automatically converted at 30 days to a recovered case by the state system, rather than after isolation ends which is typically at 10 days.

** On Thursday, October 28th, 2021 the State announced that there was duplication in the reporting of some of Kentucky's COVID-19 vaccine data which resulted in some of the data being counted twice. As a result, the State's (and the counties) total number of unique vaccinations is lower than what's been previously reported. This error has since been corrected.



NORTH CENTRAL DISTRICT
HEALTH DEPARTMENT