

# NCDHD COVID-19 Weekly Update – 8/13/2021



<h2 style="text-align: center;">North Central District</h2> <p style="text-align: center;">(Henry, Shelby, Spencer, Trimble)</p>	<h2 style="text-align: center;">Kentucky</h2> <p style="text-align: center;"><i>State of emergency declared March 6, 2020</i></p>	<h2 style="text-align: center;">United States</h2>
<p style="text-align: center;"><b>9,553</b> Total Cases</p> <p style="text-align: center;"><b>391</b> New Cases This Week</p> <p style="text-align: center;"><b>136</b> Deaths</p> <p style="text-align: center;"><b>1.4%</b> Mortality Rate</p> <p style="text-align: center;"><small>*Data as of 8/13/2021*</small></p> <p style="text-align: center;"><small>**Discrepancies between county and State level data occur due to delays in reporting. Data reported above is inclusive of all fax and electronically submitted lab reports</small></p>	<p style="text-align: center;"><b>500,267</b> Cases (↑14,152 in past week)</p> <p style="text-align: center;"><b>7,387</b> Deaths(↑39 in past week)</p> <p style="text-align: center;"><b>1.5%</b> Mortality Rate</p> <p style="text-align: center;"><b>120 Counties</b> With at least one case</p> <p style="text-align: center;"><small>*Data as of 8/9/2021*</small></p>	<p style="text-align: center;"><b>35,824,258</b> Cases (↑851,726 in past week)</p> <p style="text-align: center;"><b>614,856</b> Deaths(↑3,805 in past week)</p> <p style="text-align: center;"><b>1.7%</b> Mortality Rate</p> <p style="text-align: center;"><b>59 states + territories</b> With at least one case</p> <p style="text-align: center;"><small>*Data as of 8/9/2021*</small></p>

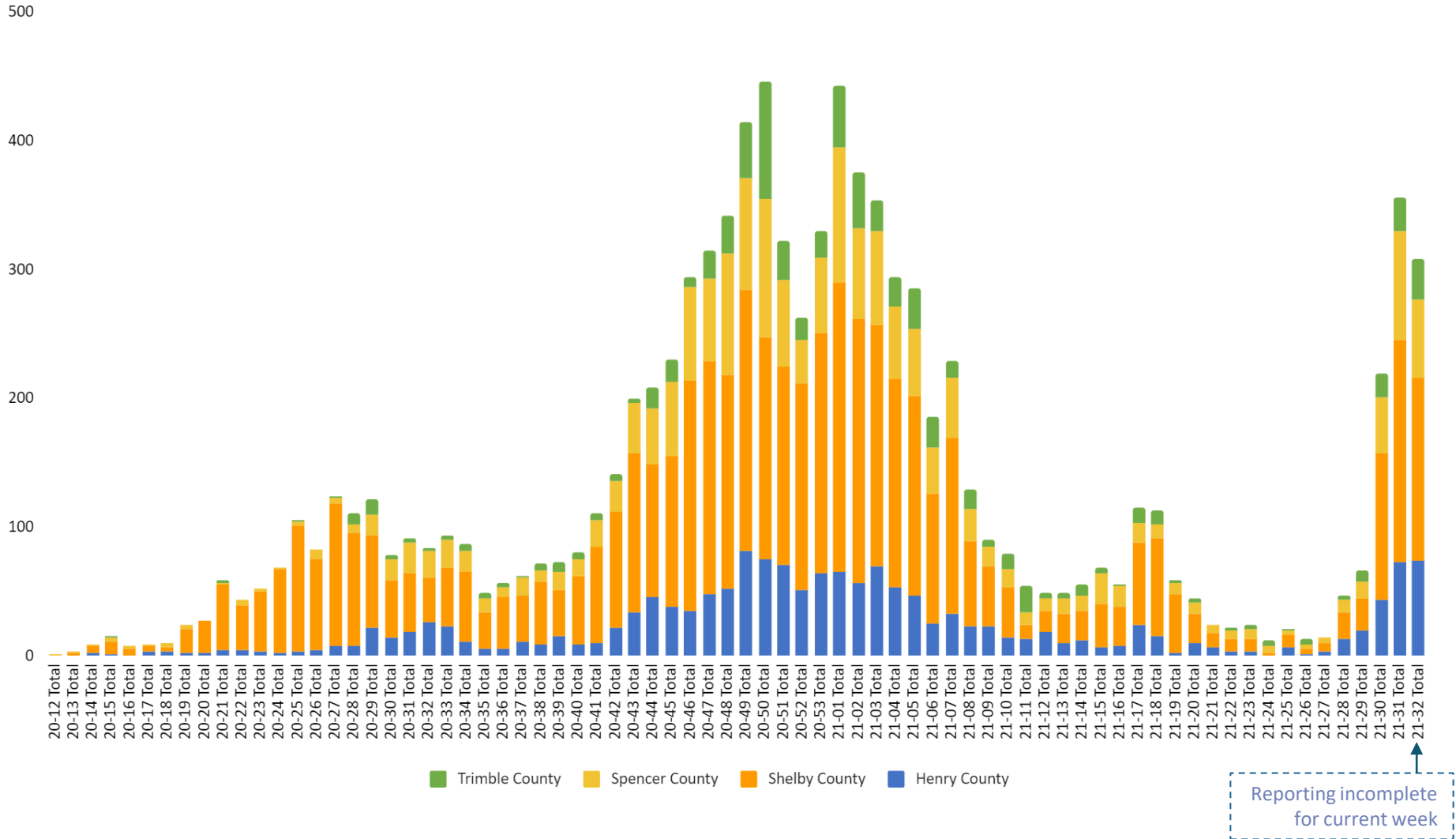
# County Specific COVID-19 Weekly Update – 8/13/2021



Henry County	Shelby County	Spencer County	Trimble County
<b>1,608</b> Total Cases	<b>5,283</b> Total Cases	<b>1,866</b> Total Cases	<b>796</b> Total Cases
<b>88</b> New Cases This Week	<b>190</b> New Cases This Week	<b>74</b> New Cases This Week	<b>39</b> New Cases This Week
<b>121</b> Active Cases	<b>294</b> Active Cases	<b>96</b> Active Cases	<b>44</b> Active Cases
<b>21</b> Deaths	<b>80</b> Deaths	<b>27</b> Deaths	<b>8</b> Deaths
<b>2</b> Hospitalized	<b>13</b> Hospitalized	<b>2</b> Hospitalized	<b>4</b> Hospitalized
<b>2.96%</b> Hispanic or Latino Cases	<b>15.33%</b> Hispanic or Latino Cases	<b>2.42%</b> Hispanic or Latino Cases	<b>0.78%</b> Hispanic or Latino Cases
<b>2.46%</b> African American Cases	<b>5.09%</b> African American Cases	<b>1.35%</b> African American Cases	<b>0.38%</b> African American Cases
<b>0.19%</b> Asian Cases	<b>0.27%</b> Asian Cases	<b>0.16%</b> Asian Cases	<b>0.51%</b> Asian Cases

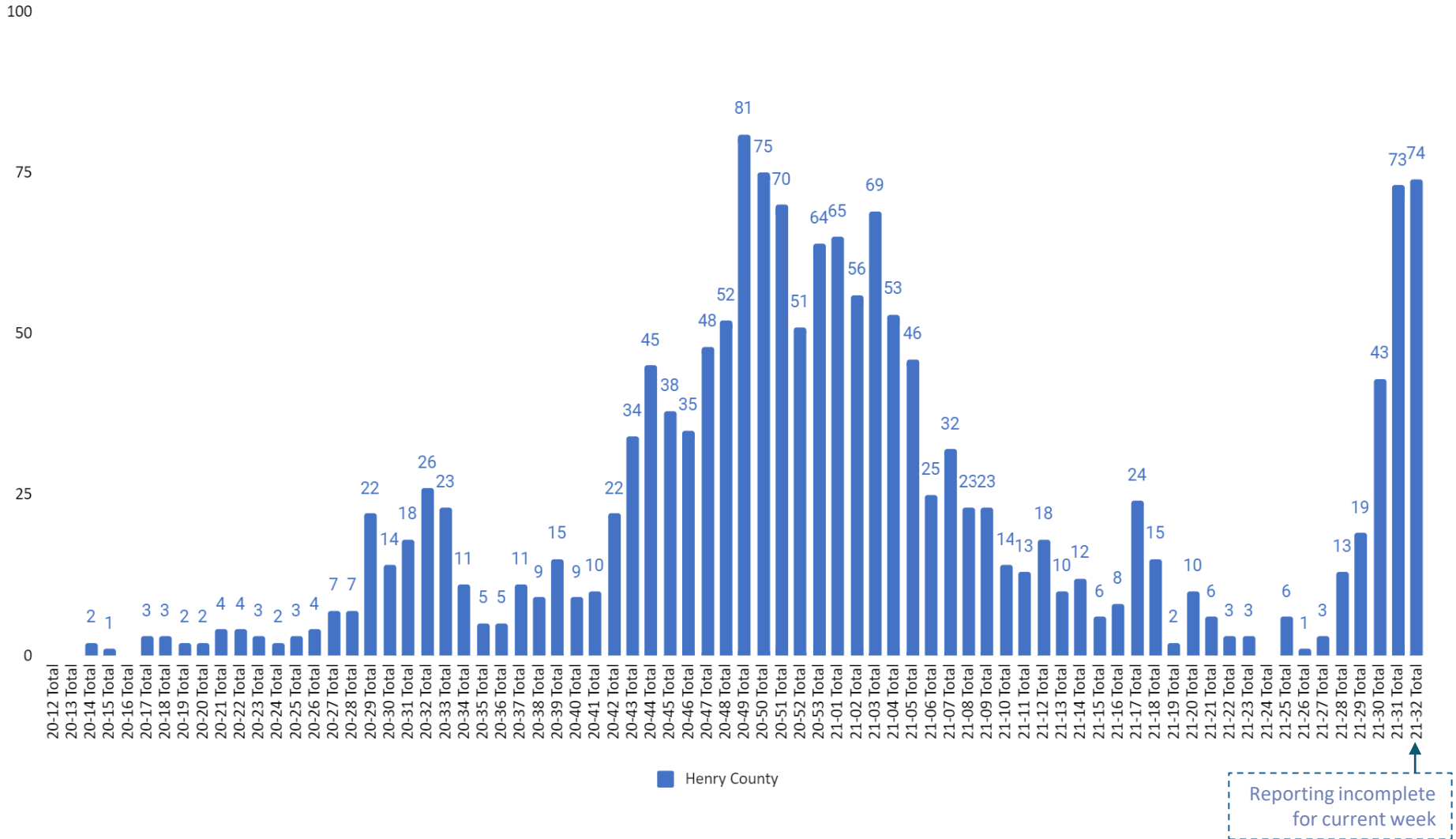
# NCDHD Cases by County Updated thru 8/13/2021

NCDHD COVID-19 Cases by MMR Reported by Investigation Date



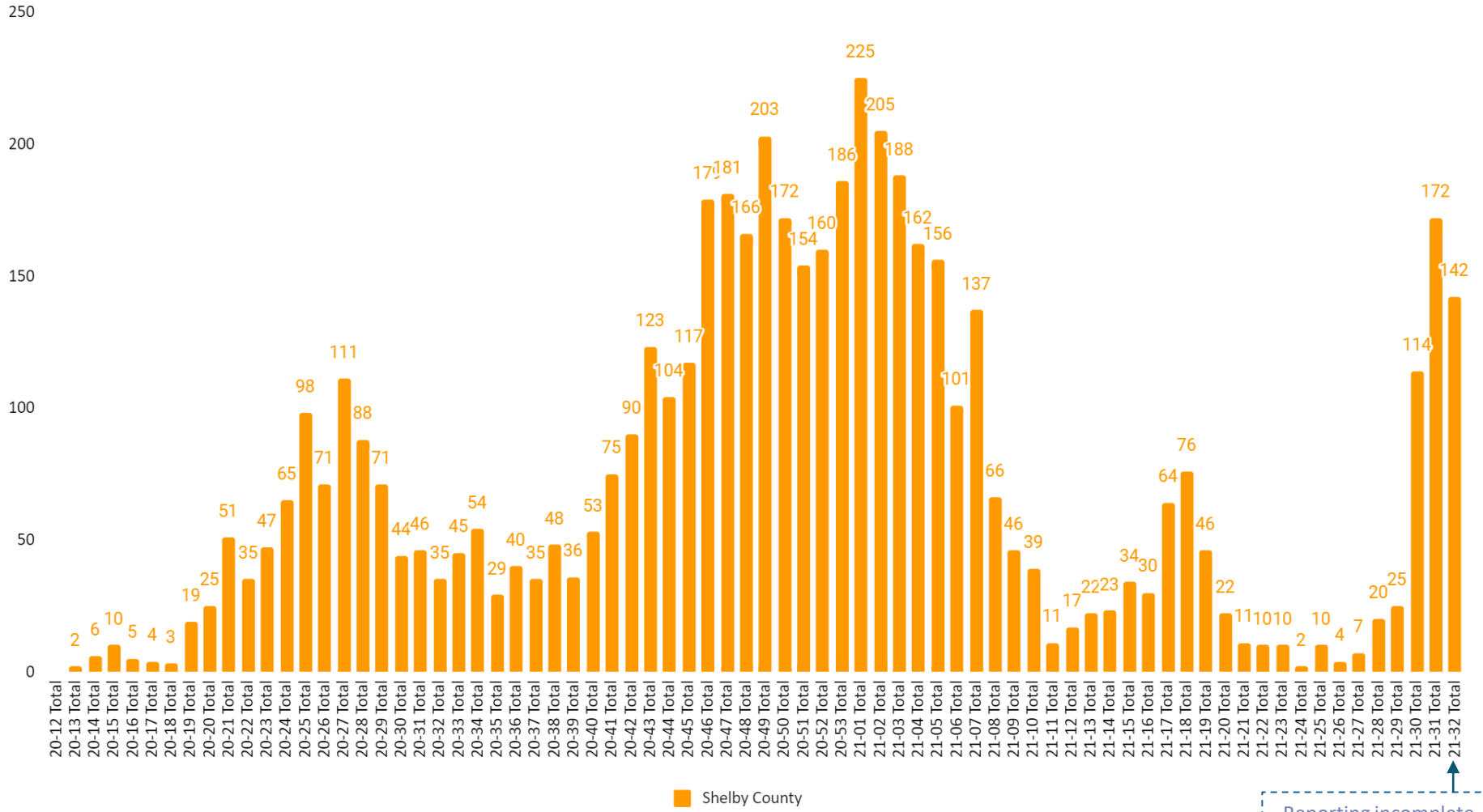
# Henry County Cases Updated thru 8/13/2021

Henry County COVID-19 Cases by MMR Reported by Investigation Date



# Shelby County Cases Updated thru 8/13/2021

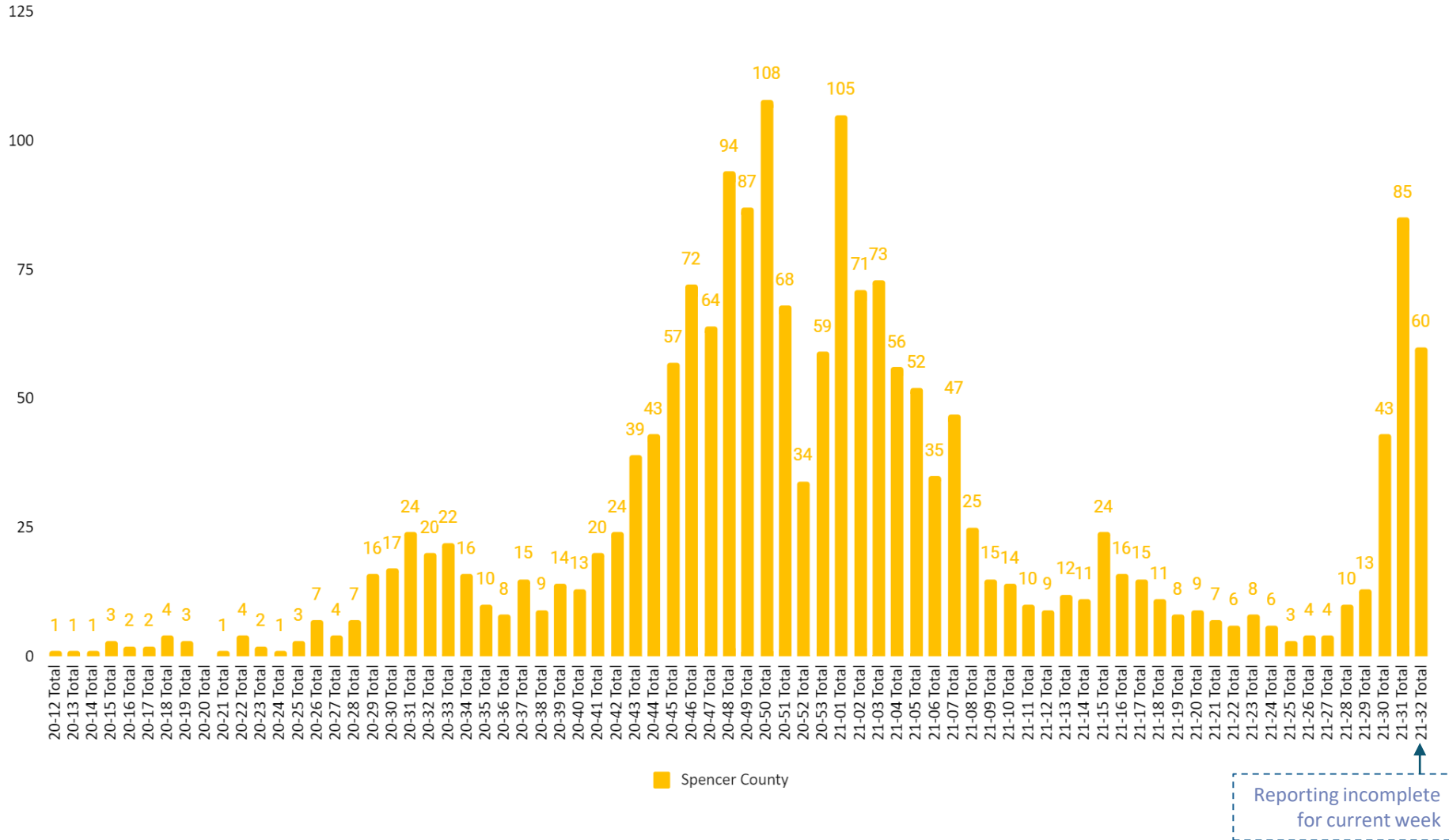
Shelby County COVID-19 Cases by MMR Reported by Investigation Date



Reporting incomplete for current week

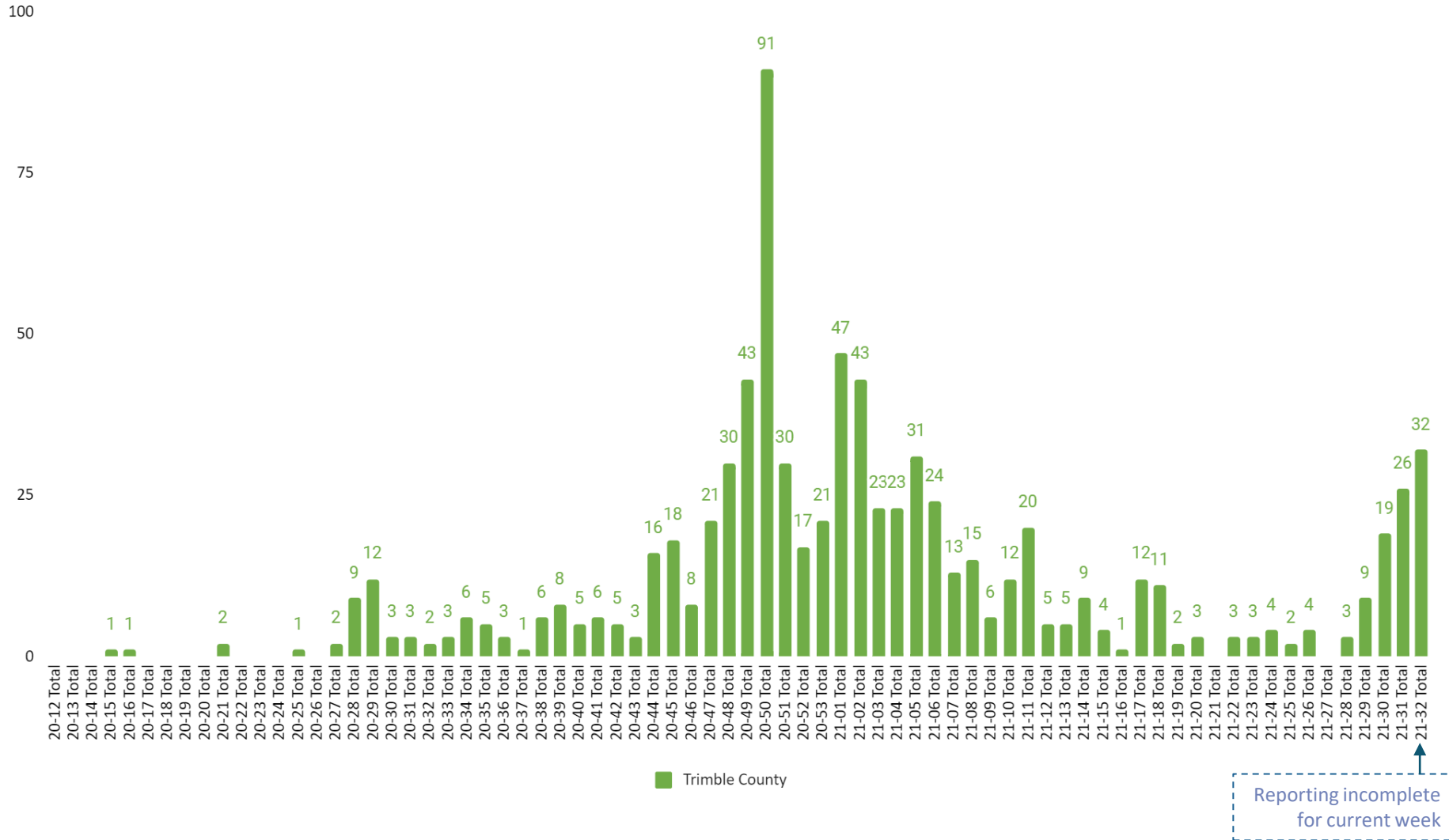
# Spencer County Cases Updated thru 8/13/2021


Spencer County COVID-19 Cases by MMR Reported by Investigation Date



# Trimble County Cases Updated thru 8/13/2021

Trimble County COVID-19 Cases by MMR Reported by Investigation Date





# CDC Vaccine Data Tracker

(Last Updated 8/13/21)

<https://covid.cdc.gov/covid-data-tracker/#county-view>

	Total Fully Vaccinated	% of Population Fully Vaccinated	% of 12+ Population Fully Vaccinated	% of 18+ Population Fully Vaccinated	% of 65+ Population Fully Vaccinated	KY County Rank (102,112 Unknown County)
Henry	7,066	43.8%	51.5%	55.3%	81.6%	20th
Shelby	19,756	40.3%	47.3%	49.2%	70.7%	33rd
Spencer	4,190	21.7%	25.2%	26.2%	39.5%	120th
Trimble	2,963	35%	40.7%	42.8%	63.3%	71st