

NCDHD COVID-19 Weekly Update – 8/27/2021



<h2>North Central District</h2> <p>(Henry, Shelby, Spencer, Trimble)</p>	<h2>Kentucky</h2> <p><i>State of emergency declared March 6, 2020</i></p>	<h2>United States</h2>
<p>10,468 Total Cases</p>	<p>543,031 Cases (↑24,044 in past week)</p>	<p>37,768,911 Cases (↑1,047,938 in past week)</p>
<p>484 New Cases This Week</p>	<p>7,558 Total Deaths(↑107 in past week)</p>	<p>626,833 Total Deaths(↑7,269 in past week)</p>
<p>142 Total Deaths</p>	<p>1.4% Mortality Rate</p>	<p>1.7% Mortality Rate</p>
<p>5 New Deaths Reported This Week</p>		
<p>1.4% Mortality Rate</p> <p><small><i>*Data as of 8/27/2021*</i></small></p> <p><small><i>**Discrepancies between county and State level data occur due to delays in reporting. Data reported above is inclusive of all fax and electronically submitted lab reports</i></small></p>	<p>120 Counties With at least one case</p> <p><small><i>*Data as of 8/23/2021*</i></small></p>	<p>59 states + territories With at least one case</p> <p><small><i>*Data as of 8/23/2021*</i></small></p>

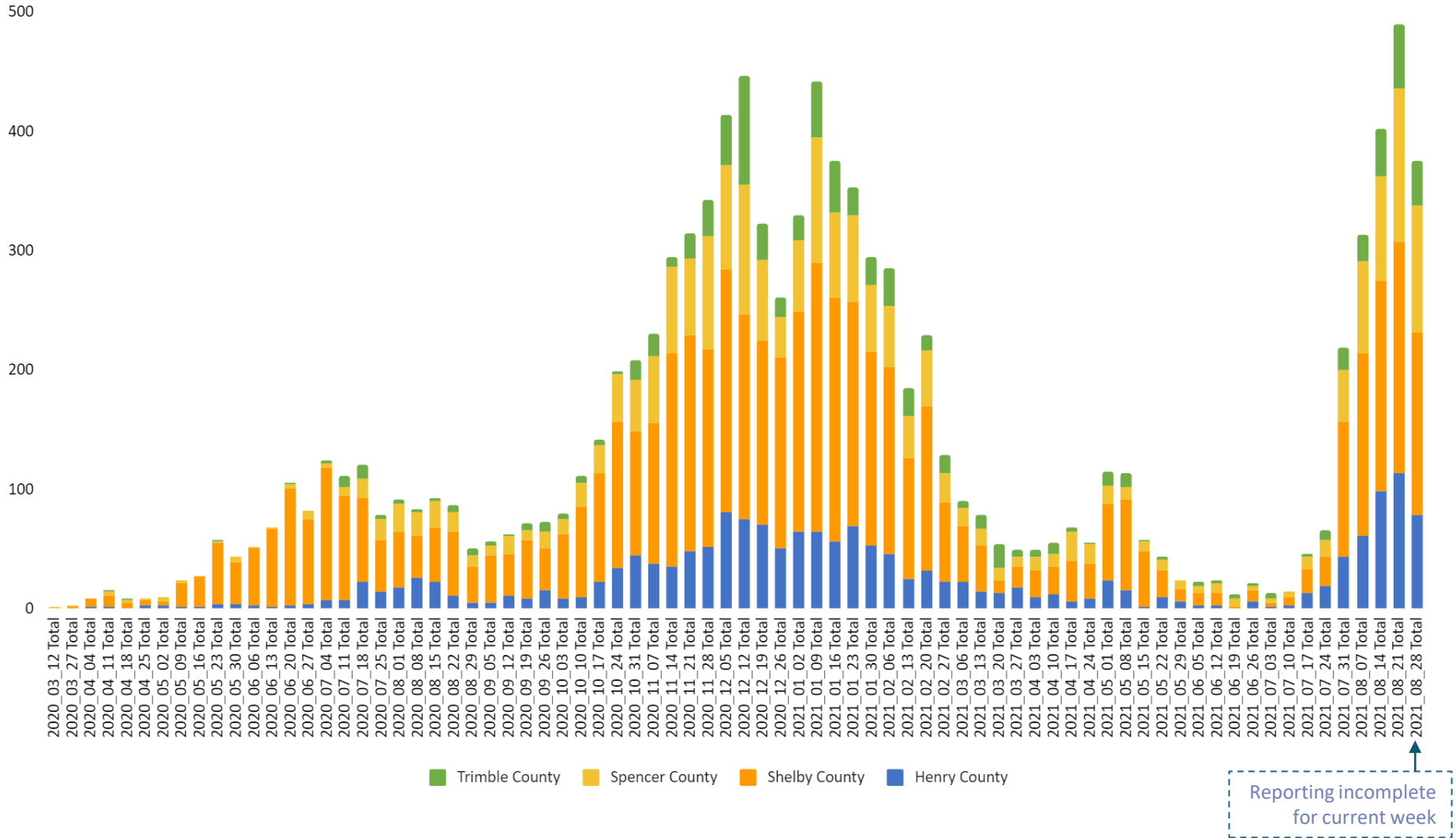
County Specific COVID-19 Weekly Update – 8/27/2021



Henry County	Shelby County	Spencer County	Trimble County
1,812 Total Cases	5,646 Total Cases	2,120 Total Cases	890 Total Cases
106 New Cases This Week	197 New Cases This Week	134 New Cases This Week	47 New Cases This Week
195 Active Cases	502 Active Cases	101 Active Cases	86 Active Cases
4 Hospitalized	13 Hospitalized	4 Hospitalized	6 Hospitalized
21 Deaths	86 Deaths	27 Deaths	8 Deaths
0 New Deaths Reported This Week	5 New Deaths Reported This Week	0 New Deaths Reported This Week	0 New Deaths Reported This Week
3.05% Hispanic or Latino Cases	14.89% Hispanic or Latino Cases	2.32% Hispanic or Latino Cases	0.85% Hispanic or Latino Cases
2.46% African American Cases	5.12% African American Cases	1.43% African American Cases	0.34% African American Cases
0.17% Asian Cases	0.25% Asian Cases	0.14% Asian Cases	0.45% Asian Cases

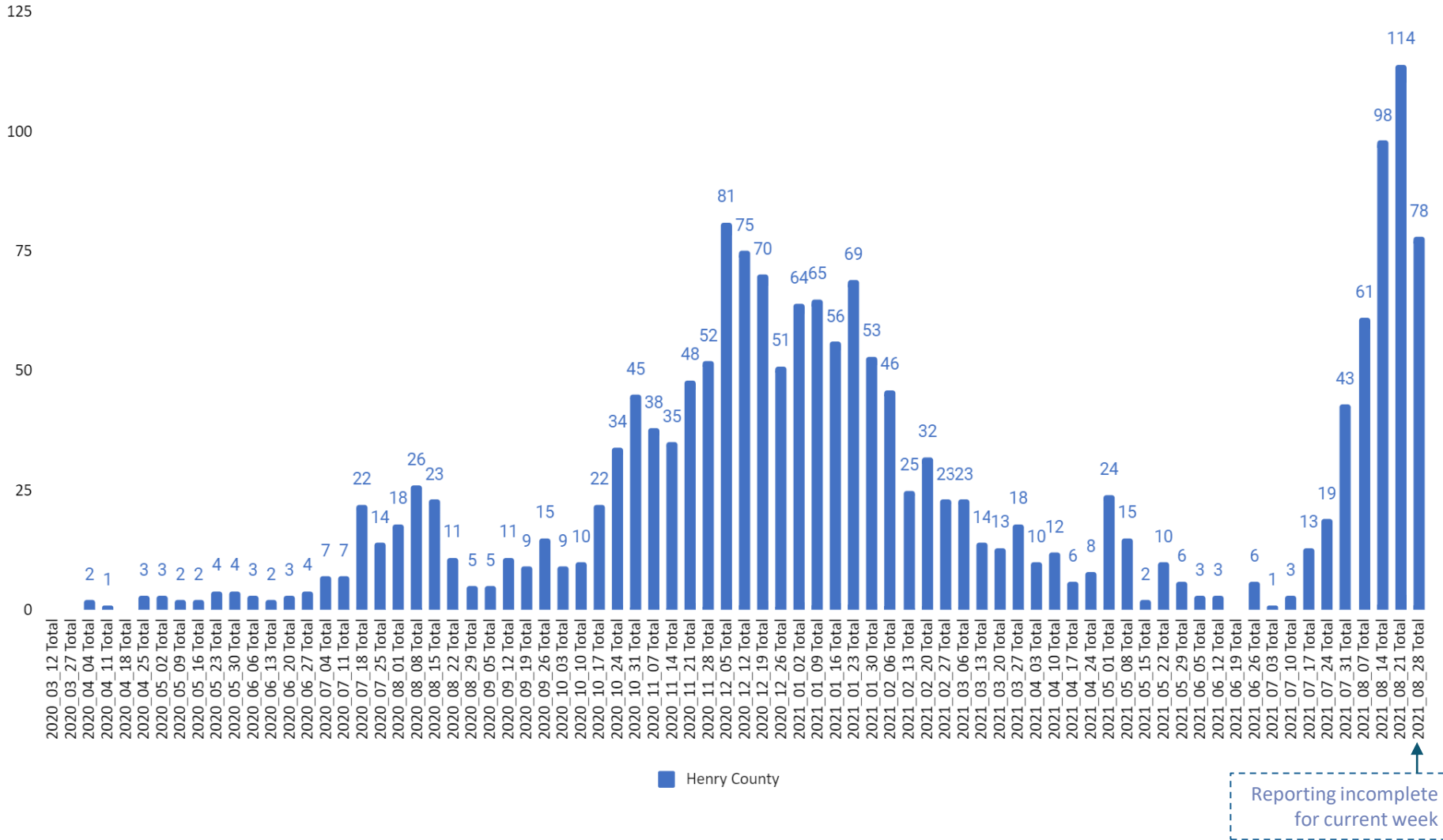
NCDHD Cases by County Updated thru 8/27/2021

NCDHD COVID-19 Cases by MMWR Reported by Investigation Date



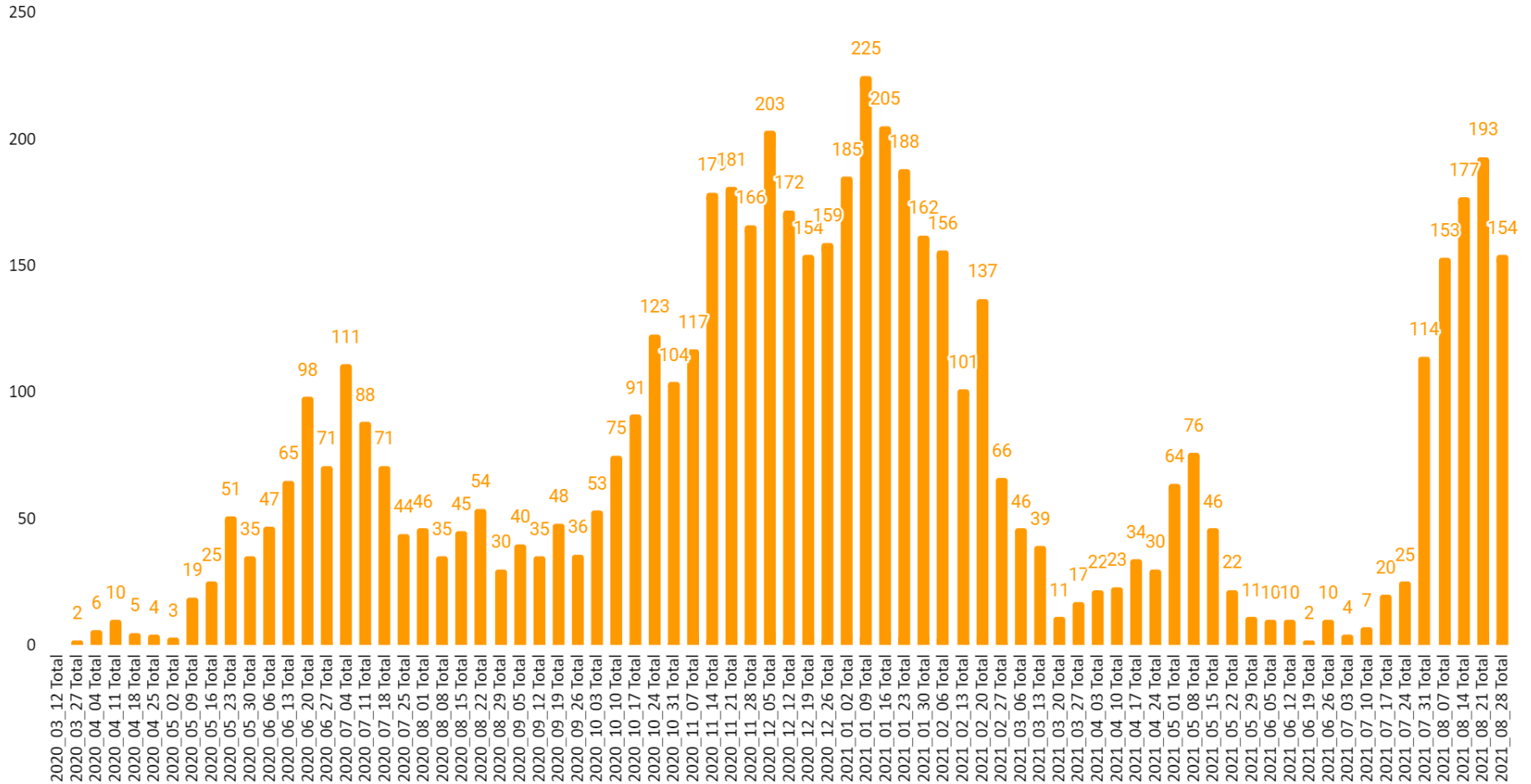
Henry County Cases Updated thru 8/27/2021

Henry County COVID-19 Cases by MMR Reported by Investigation Date



Shelby County Cases Updated thru 8/27/2021

Shelby County COVID-19 Cases by MMR Reported by Investigation Date

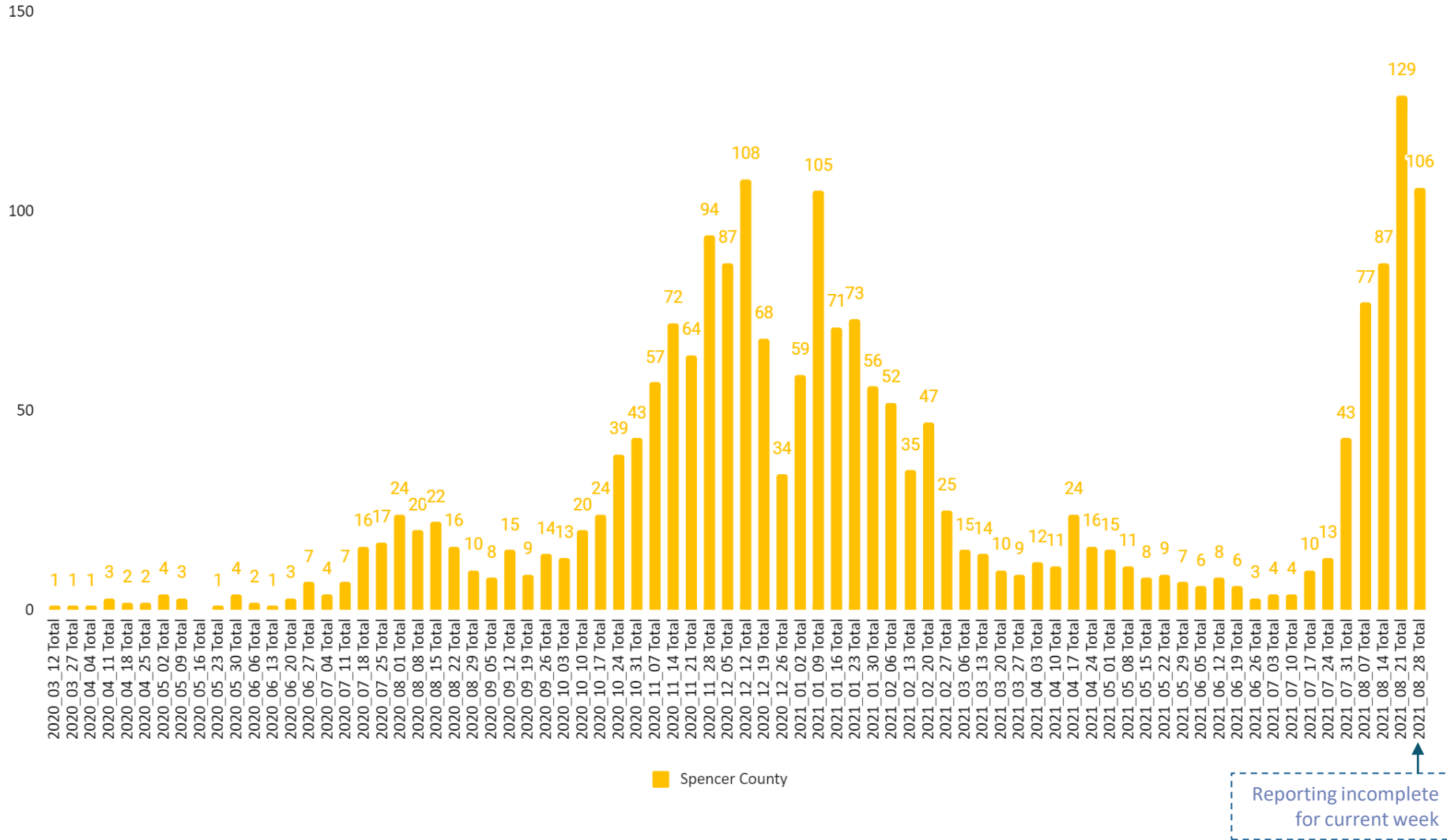


Shelby County

Reporting incomplete for current week

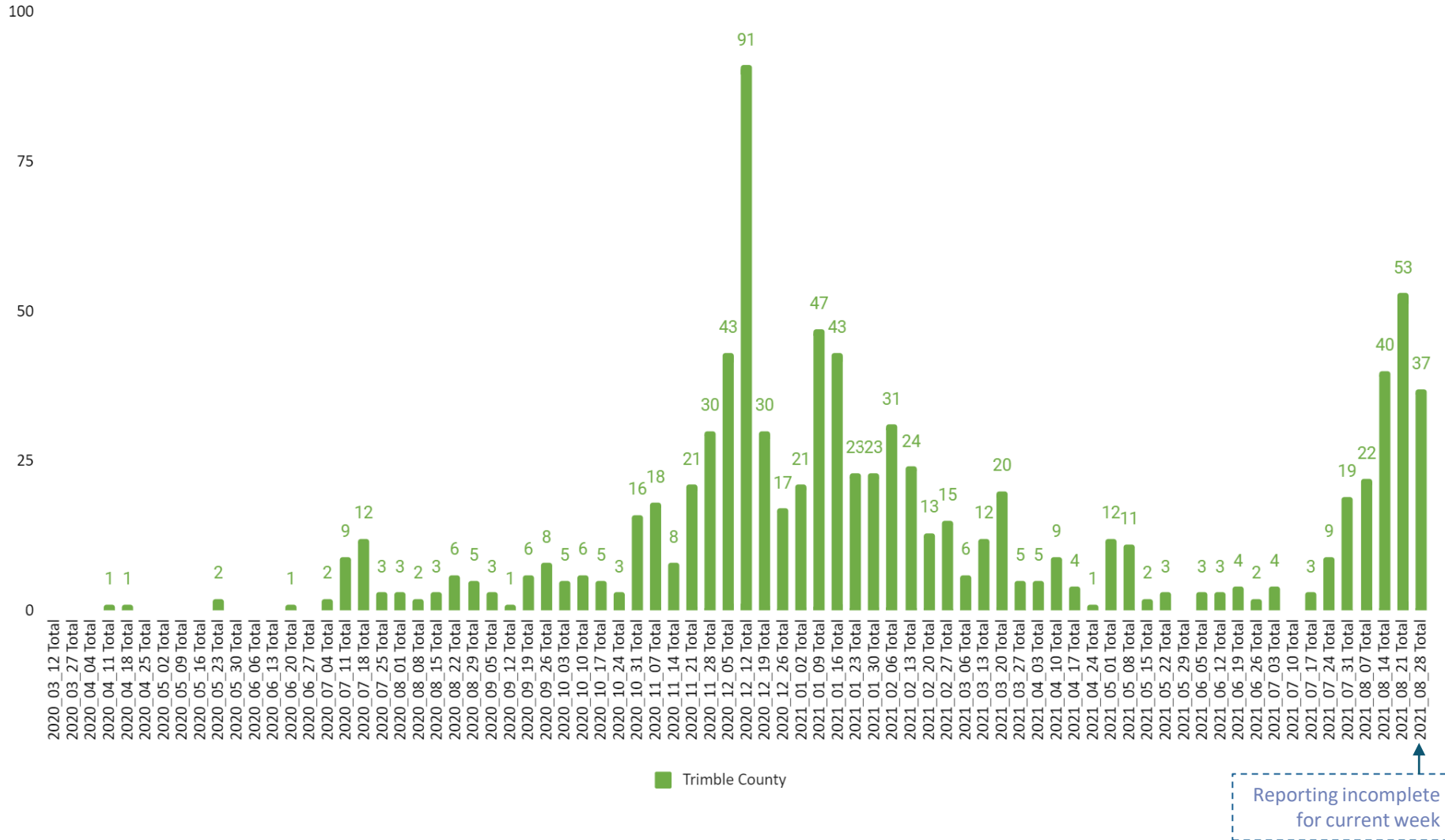
Spencer County Cases Updated thru 8/27/2021


Spencer County COVID-19 Cases by MMR Reported by Investigation Date



Trimble County Cases Updated thru 8/27/2021

Trimble County COVID-19 Cases by MMR Reported by Investigation Date





CDC Vaccine Data Tracker

(Last Updated 8/27/21)

<https://covid.cdc.gov/covid-data-tracker/#county-view>

	Total Fully Vaccinated	% of Population Fully Vaccinated	% of 12+ Population Fully Vaccinated	% of 18+ Population Fully Vaccinated	% of 65+ Population Fully Vaccinated	KY County Rank (102,112 Unknown County)
Henry	7,306	45.3%	53.2%	56.8%	82.8%	20th
Shelby	20,370	41.6%	48.7%	50.4%	71.3%	34th
Spencer	4,431	22.9%	26.6%	27.6%	40.4%	120th
Trimble	3,066	36.2%	42.1%	44.2%	64.1%	72nd