

# NCDHD COVID-19 Weekly Update – 9/17/2021



<h2>North Central District</h2> <p>(Henry, Shelby, Spencer, Trimble)</p>	<h2>Kentucky</h2> <p><i>State of emergency declared March 6, 2020</i></p>	<h2>United States</h2>
<p><b>12,067</b> Total Cases</p>	<p><b>630,299</b> Cases (↑24,831 in past week)</p>	<p><b>40,870,648</b> Cases (↑784,837 in past week)</p>
<p><b>401</b> New Cases This Week</p>	<p><b>8,071</b> Total Deaths(↑166 in past week)</p>	<p><b>656,318</b> Total Deaths(↑8,857 in past week)</p>
<p><b>154</b> Total Deaths</p>	<p><b>1.3%</b> Mortality Rate</p>	<p><b>1.6%</b> Mortality Rate</p>
<p><b>7</b> New Deaths Reported This Week</p>		
<p><b>1.3%</b> Mortality Rate</p> <p><i>*Data as of 9/17/2021*</i></p> <p><i>**Discrepancies between county and State level data occur due to delays in reporting. Data reported above is inclusive of all fax and electronically submitted lab reports</i></p>	<p><b>120 Counties</b> With at least one case</p> <p><i>*Data as of 9/13/2021*</i></p>	<p><b>59 states + territories</b> With at least one case</p> <p><i>*Data as of 9/13/2021*</i></p>

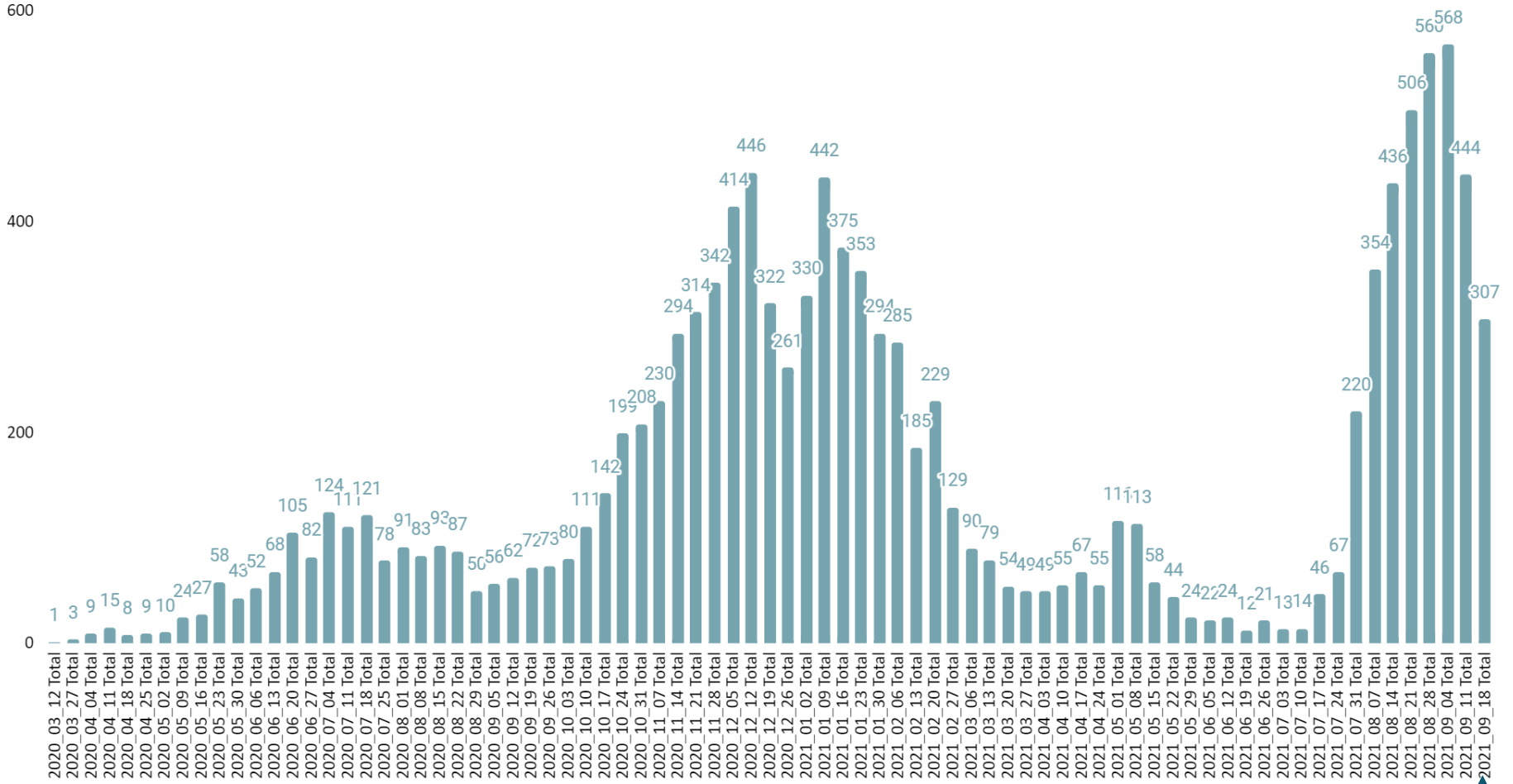
# County Specific COVID-19 Weekly Update – 9/17/2021



Henry County	Shelby County	Spencer County	Trimble County
<b>2,200</b> Total Cases	<b>6,293</b> Total Cases	<b>2,515</b> Total Cases	<b>1,059</b> Total Cases
<b>96</b> New Cases This Week	<b>181</b> New Cases This Week	<b>89</b> New Cases This Week	<b>35</b> New Cases This Week
<b>510</b> Active Cases	<b>887</b> Active Cases	<b>564</b> Active Cases	<b>224</b> Active Cases
<b>8</b> Hospitalized	<b>11</b> Hospitalized	<b>9</b> Hospitalized	<b>3</b> Hospitalized
<b>23</b> Deaths	<b>94</b> Deaths	<b>28</b> Deaths	<b>9</b> Deaths
<b>2</b> New Deaths Reported This Week	<b>4</b> New Deaths Reported This Week	<b>1</b> New Deaths Reported This Week	<b>0</b> New Deaths Reported This Week
<b>3.25%</b> Hispanic or Latino Cases	<b>14.28%</b> Hispanic or Latino Cases	<b>2.17%</b> Hispanic or Latino Cases	<b>0.73%</b> Hispanic or Latino Cases
<b>2.39%</b> African American Cases	<b>5.36%</b> African American Cases	<b>1.60%</b> African American Cases	<b>0.38%</b> African American Cases
<b>0.14%</b> Asian Cases	<b>0.24%</b> Asian Cases	<b>0.16%</b> Asian Cases	<b>0.38%</b> Asian Cases

# NCDHD Cases by County Updated thru 9/17/2021

NCDHD COVID-19 Cases by MMWR Reported by Investigation Date

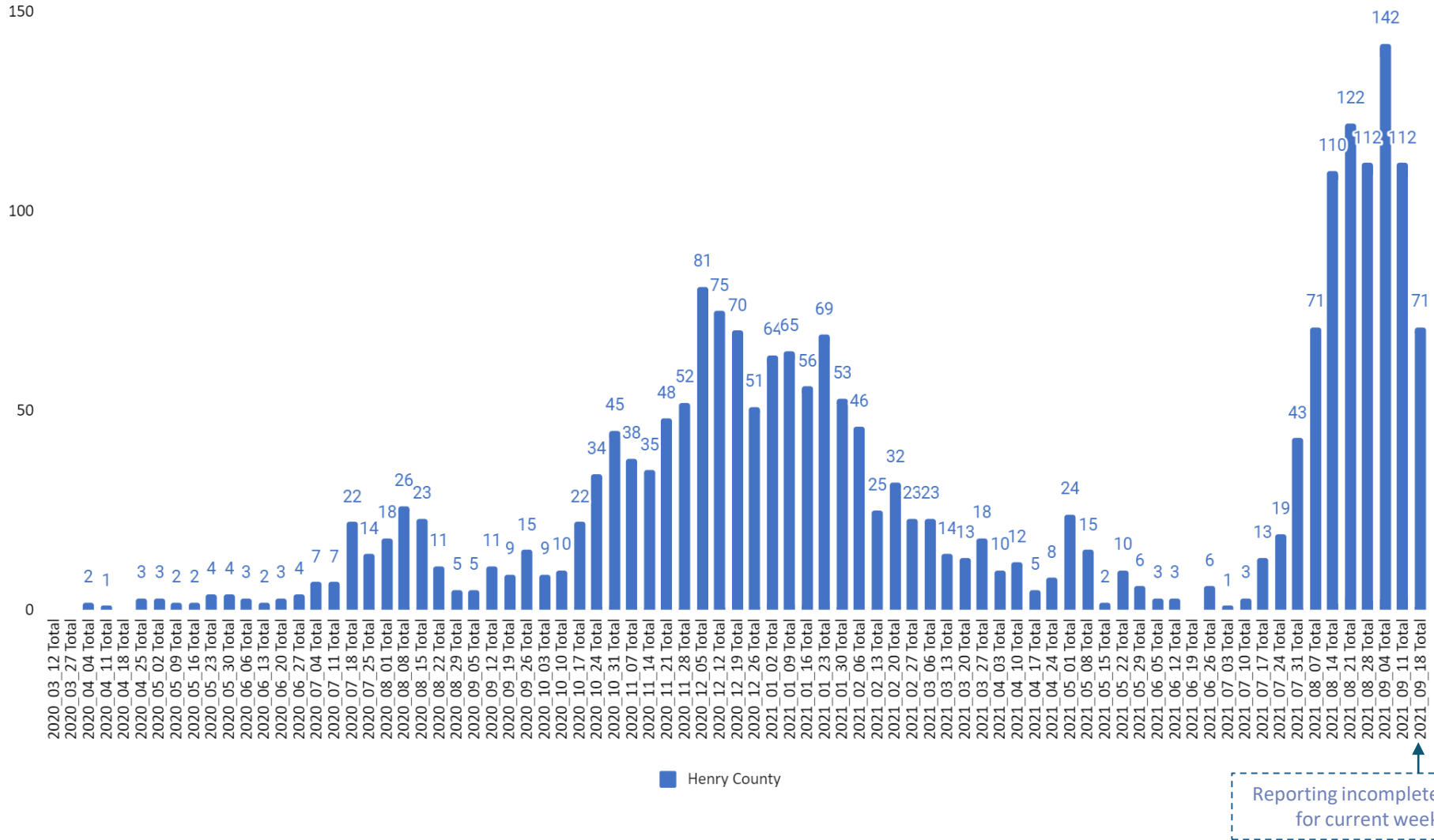


North Central District Total Cases

Reporting incomplete for current week

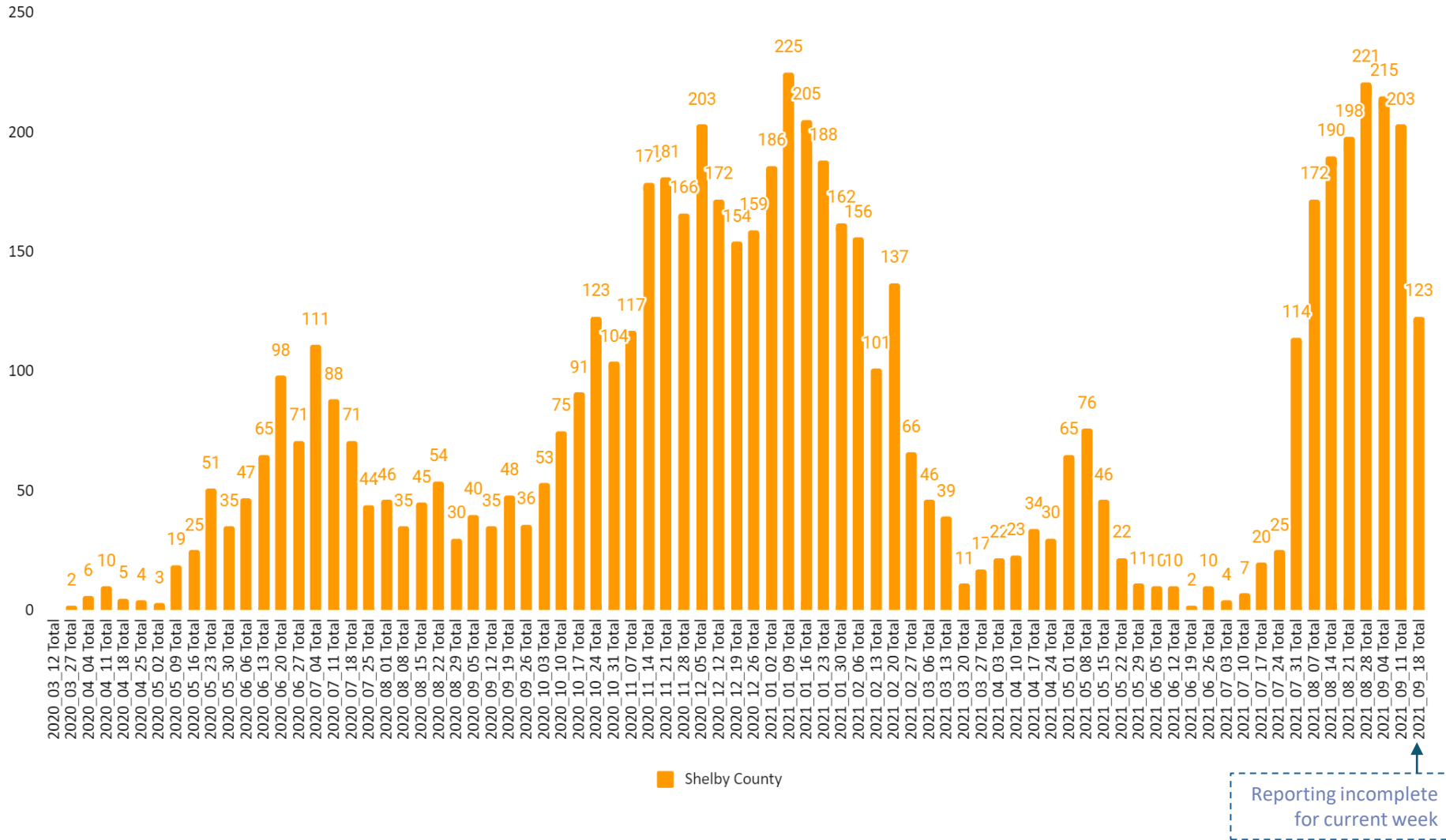
# Henry County Cases Updated thru 9/17/2021

Henry County COVID-19 Cases by MMR Reported by Investigation Date



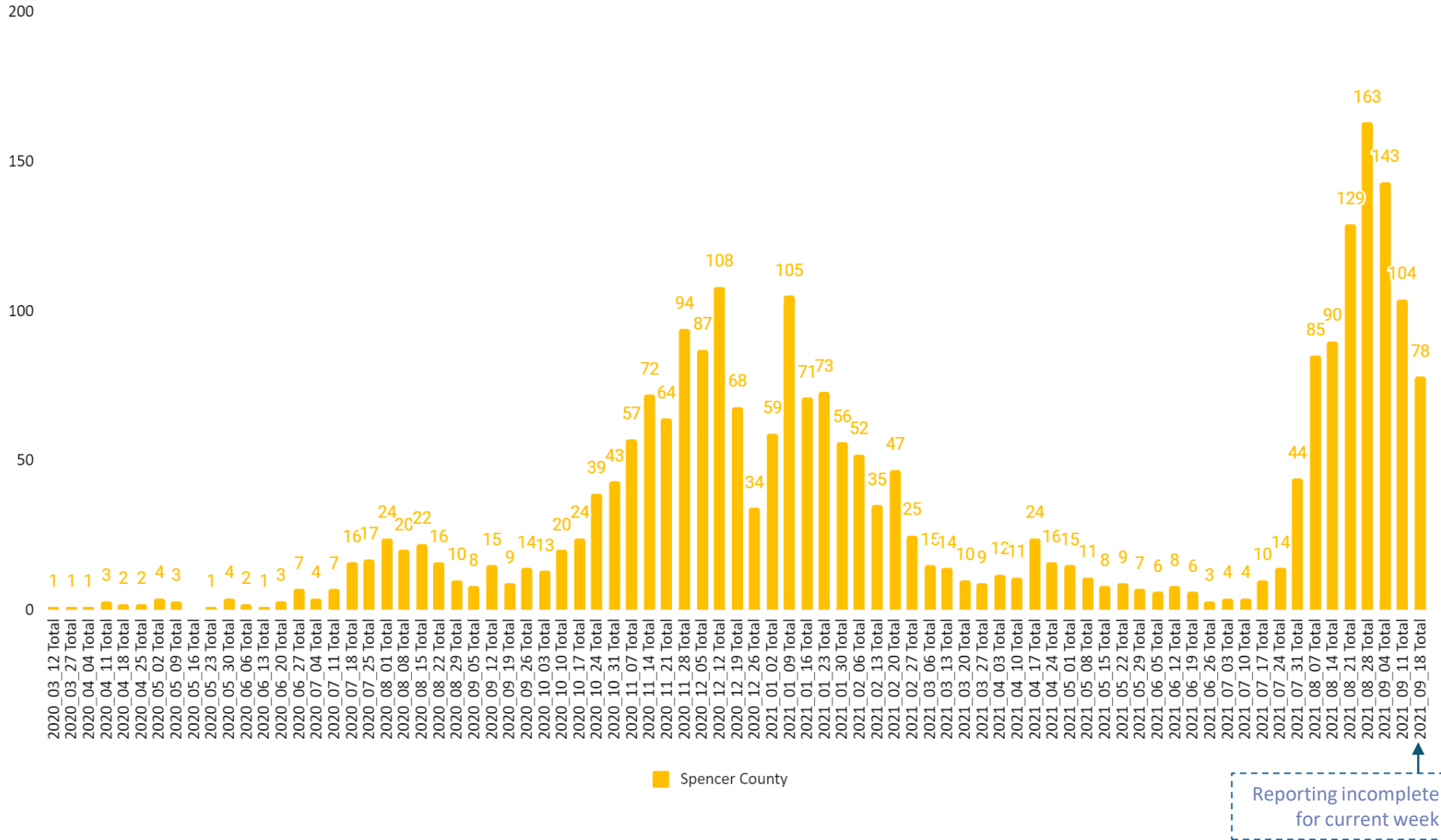
# Shelby County Cases Updated thru 9/17/2021

Shelby County COVID-19 Cases by MMR Reported by Investigation Date



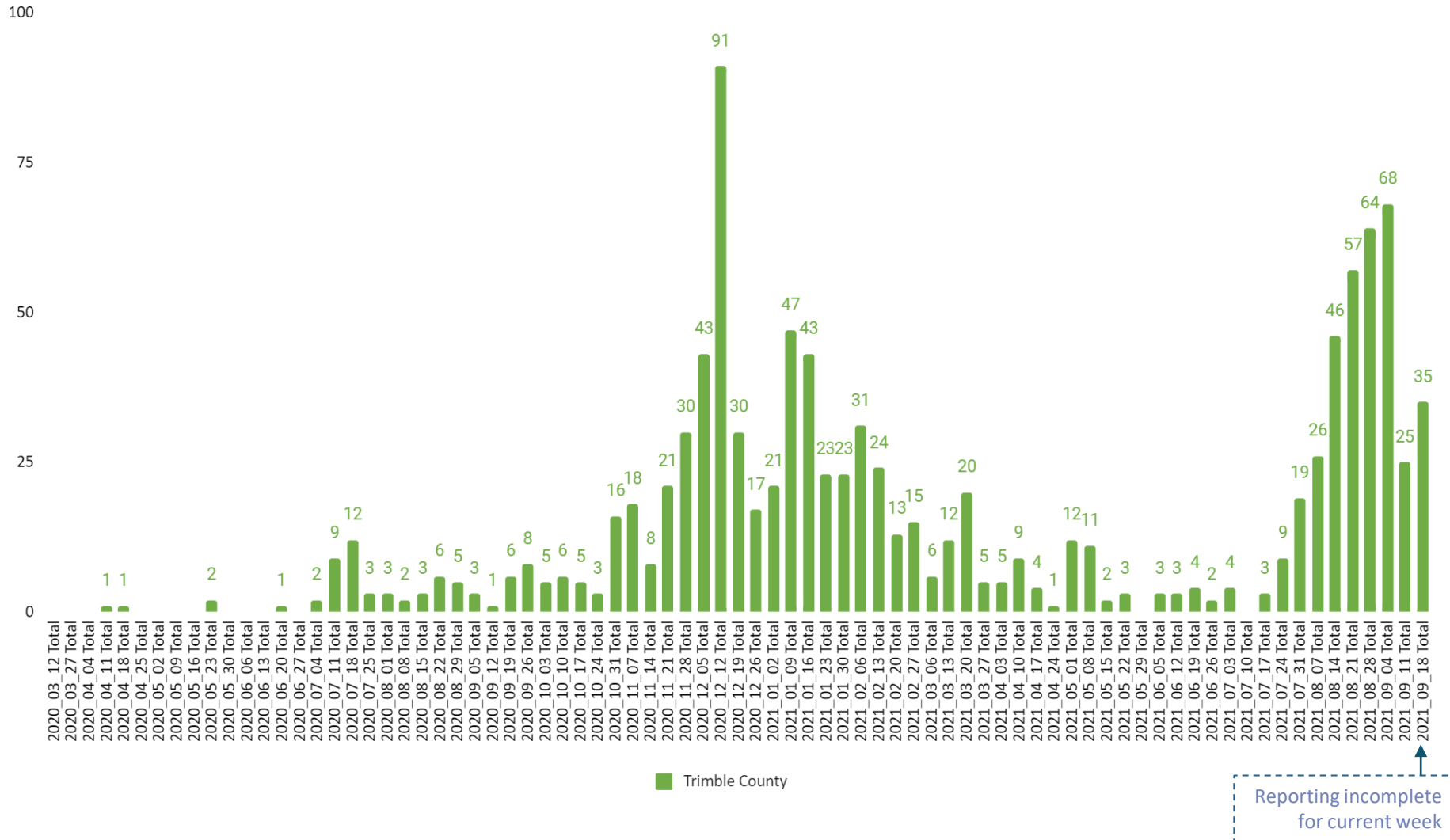
# Spencer County Cases Updated thru 9/17/2021

Spencer County COVID-19 Cases by MMR Reported by Investigation Date

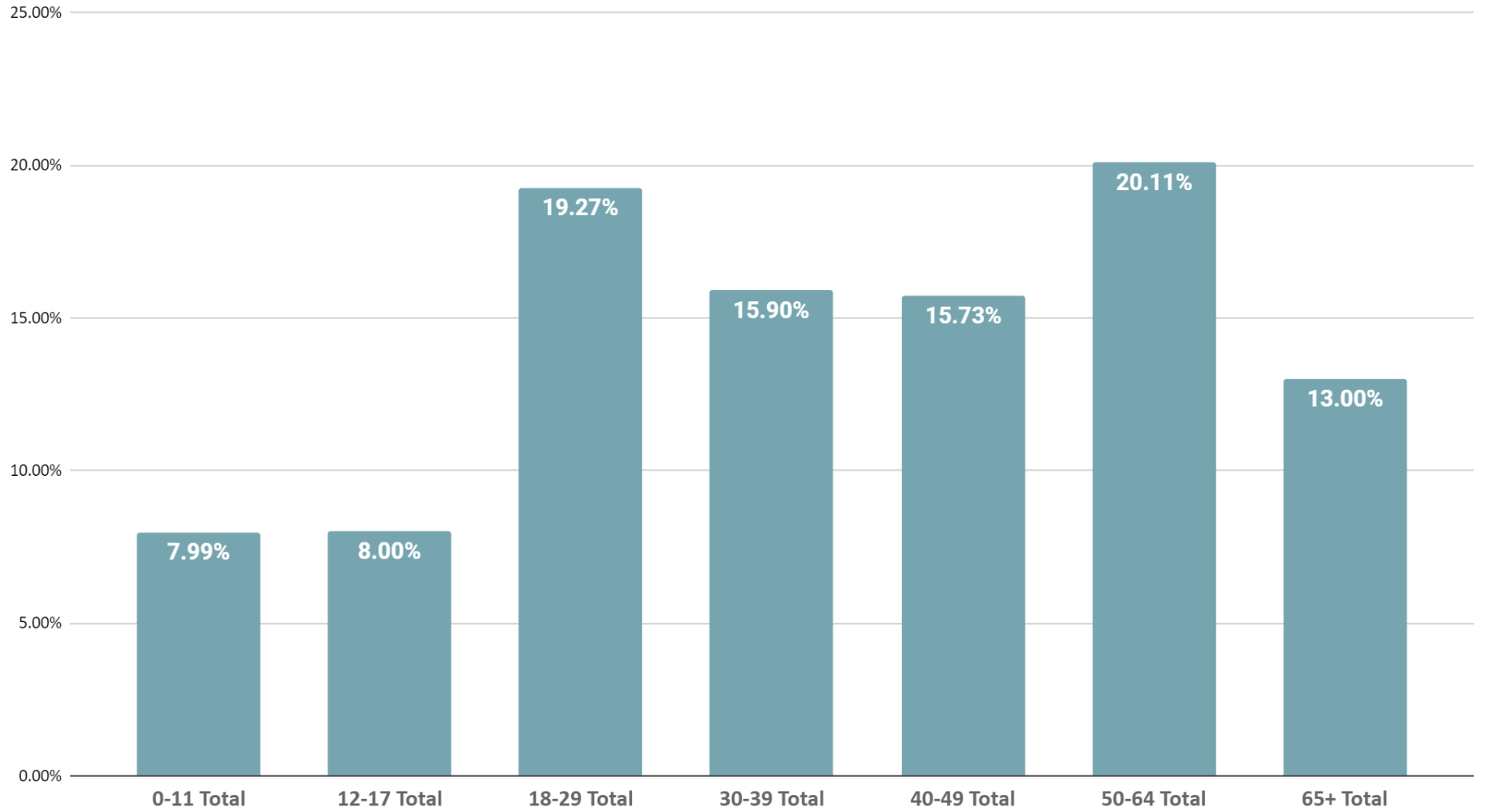


# Trimble County Cases Updated thru 9/17/2021

Trimble County COVID-19 Cases by MMR Reported by Investigation Date



## NCDHD COVID-19 Cases By County And Age Range






# NCDHD COVID-19 Breakthrough Cases

(Data as of 9/15/2021)

## Count of Breakthrough Cases

Henry County	108 <i>5.13% of Total Henry County Cases</i>
Shelby County	263 <i>4.30% of Total Shelby County Cases</i>
Spencer County	125 <i>5.17% of Total Spencer County Cases</i>
Trimble County	36 <i>3.53% of Total Trimble County Cases</i>
North Central District	532 <i>4.56% of Total North Central District Cases</i>



# CDC Vaccine Data Tracker

(Last Updated 9/17/21)

<https://covid.cdc.gov/covid-data-tracker/#county-view>

	Total Fully Vaccinated	% of Population Fully Vaccinated	% of 12+ Population Fully Vaccinated	% of 18+ Population Fully Vaccinated	% of 65+ Population Fully Vaccinated	KY County Rank (102,112 Unknown County)
Henry	7,790	48.3%	56.8%	60.2%	84.9%	19th
Shelby	21,462	43.8%	51.3%	52.7%	72.4%	34 <sup>th</sup>
Spencer	4,895	25.3%	29.4%	30%	41.2%	120th
Trimble	3,270	38.6%	44.9%	46.8%	65.3%	74 <sup>th</sup>