

NCDHD COVID-19 Weekly Update – 9/3/2021



<h2>North Central District</h2> <p>(Henry, Shelby, Spencer, Trimble)</p>	<h2>Kentucky</h2> <p><i>State of emergency declared March 6, 2020</i></p>	<h2>United States</h2>
<p>11,169 Total Cases</p>	<p>572,517 Cases (↑29,486 in past week)</p>	<p>3,852,582 Cases (↑1,083,0671 in past week)</p>
<p>543 New Cases This Week</p>	<p>7,741 Total Deaths(↑183 in past week)</p>	<p>636,015 Total Deaths(↑9,182 in past week)</p>
<p>143 Total Deaths</p>	<p>1.4% Mortality Rate</p>	<p>1.6% Mortality Rate</p>
<p>1 New Deaths Reported This Week</p>		
<p>1.3% Mortality Rate</p> <p><i>*Data as of 9/3/2021*</i></p> <p><i>**Discrepancies between county and State level data occur due to delays in reporting. Data reported above is inclusive of all fax and electronically submitted lab reports</i></p>	<p>120 Counties With at least one case</p> <p><i>*Data as of 8/30/2021*</i></p>	<p>59 states + territories With at least one case</p> <p><i>*Data as of 8/30/2021*</i></p>

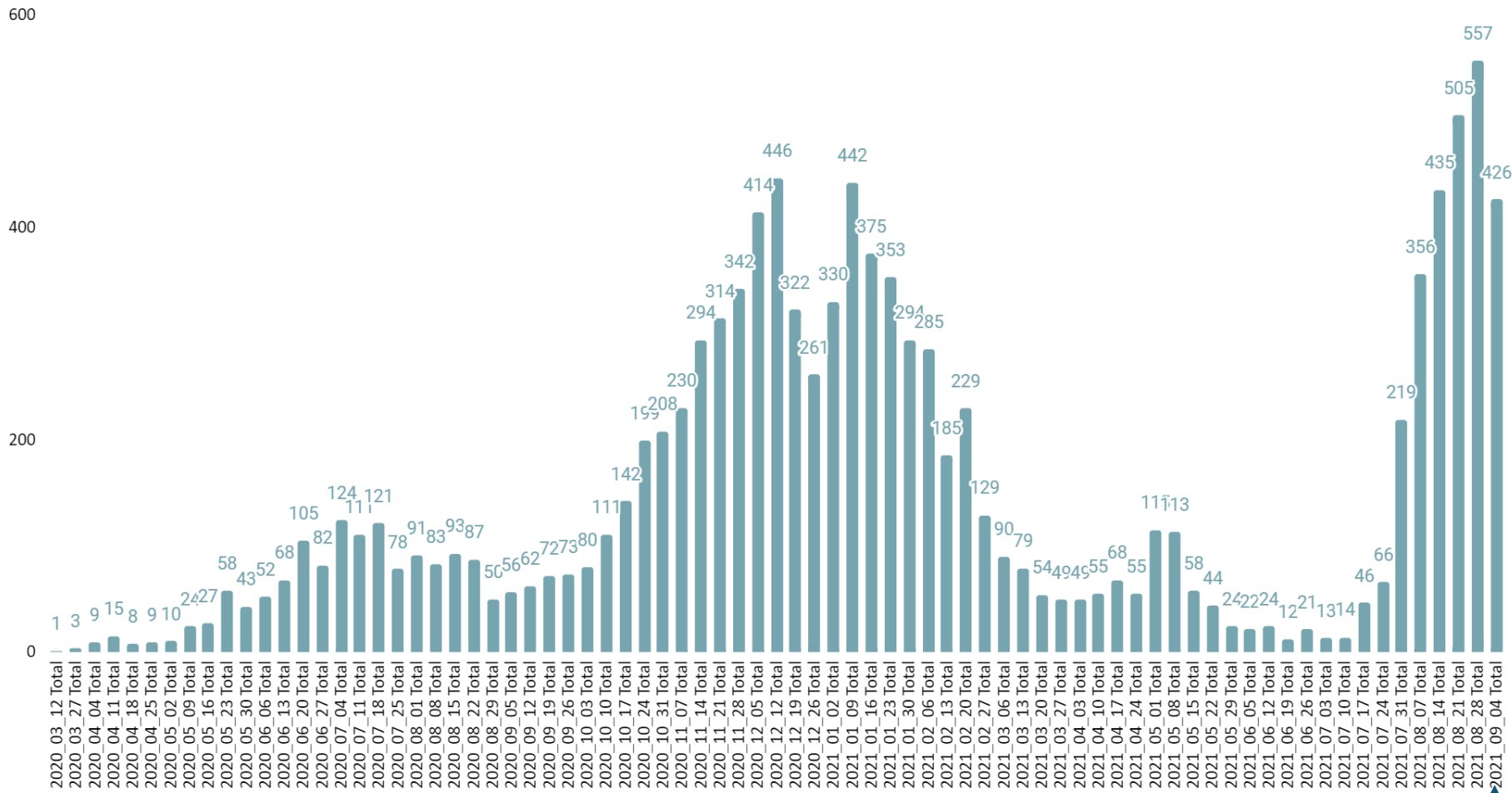
County Specific COVID-19 Weekly Update – 9/3/2021



Henry County	Shelby County	Spencer County	Trimble County
1,986 Total Cases	5,913 Total Cases	2,291 Total Cases	979 Total Cases
129 New Cases This Week	209 New Cases This Week	144 New Cases This Week	67 New Cases This Week
<p>Due to the overwhelming increase in positive case numbers that we are currently seeing, the numbers for <i>Current Active Cases</i> will be provided as soon as the data can be updated. We thank you for your patience.</p>			
5 Hospitalized	12 Hospitalized	4 Hospitalized	6 Hospitalized
21 Deaths	87 Deaths	27 Deaths	8 Deaths
0 New Deaths Reported This Week	1 New Deaths Reported This Week	0 New Deaths Reported This Week	0 New Deaths Reported This Week
3.19% Hispanic or Latino Cases	14.51% Hispanic or Latino Cases	2.24% Hispanic or Latino Cases	0.79% Hispanic or Latino Cases
2.44% African American Cases	5.29% African American Cases	1.41% African American Cases	0.41% African American Cases
0.15% Asian Cases	0.24% Asian Cases	0.13% Asian Cases	0.41% Asian Cases

NCDHD Cases by County Updated thru 9/3/2021

NCDHD COVID-19 Cases by MMWR Reported by Investigation Date

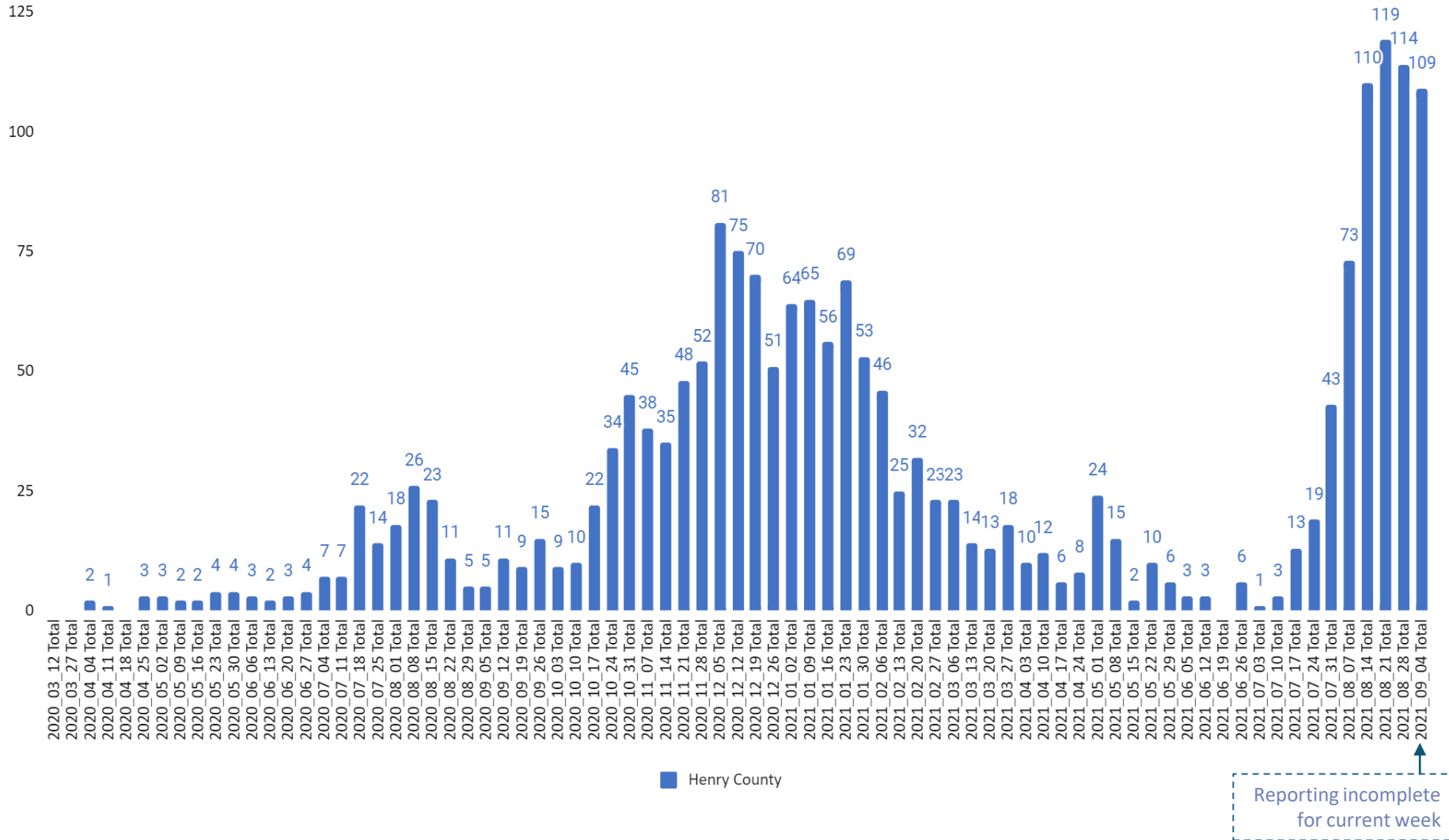


North Central District Total Cases

Reporting incomplete for current week

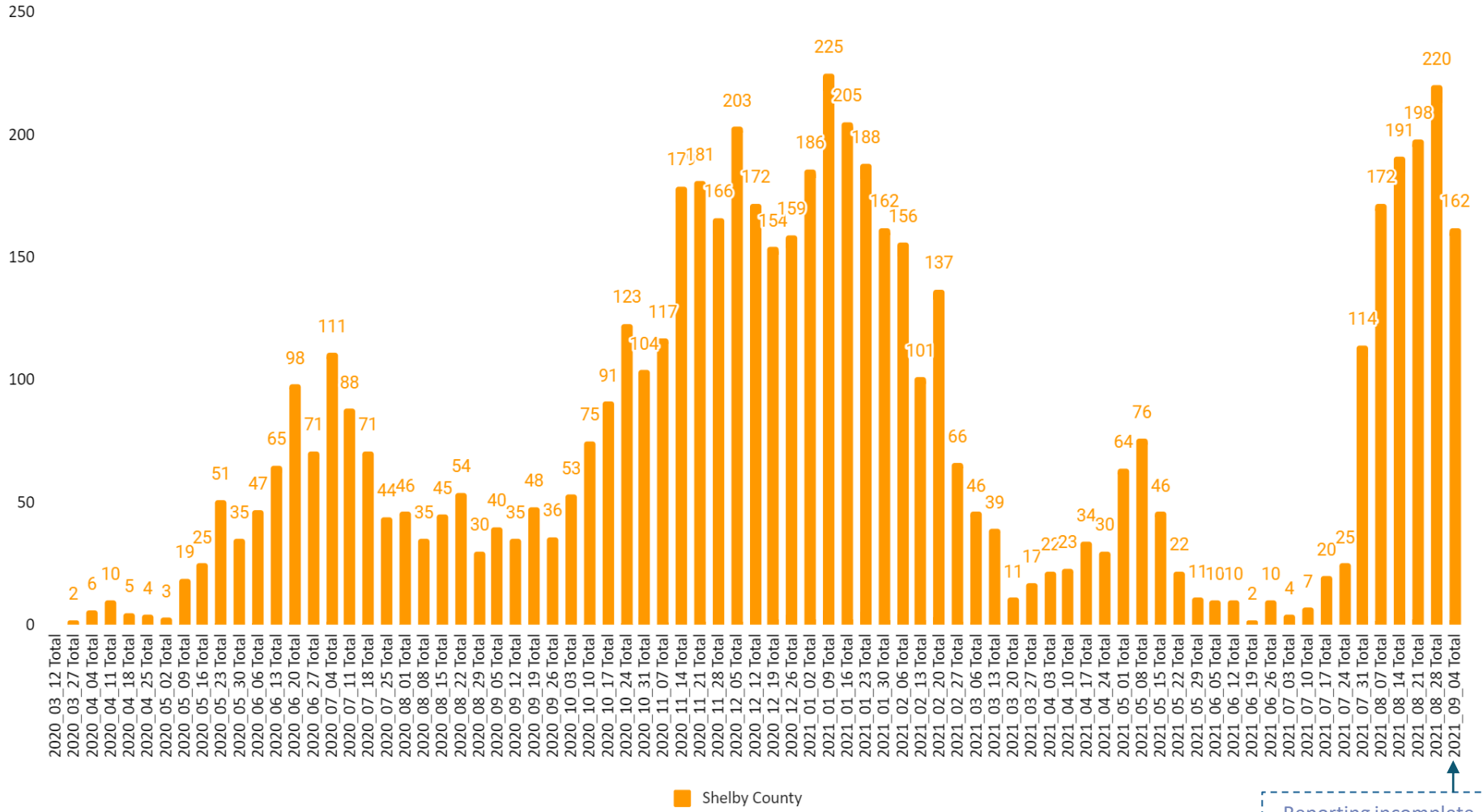
Henry County Cases Updated thru 9/3/2021

Henry County COVID-19 Cases by MMR Reported by Investigation Date



Shelby County Cases Updated thru 8/27/2021

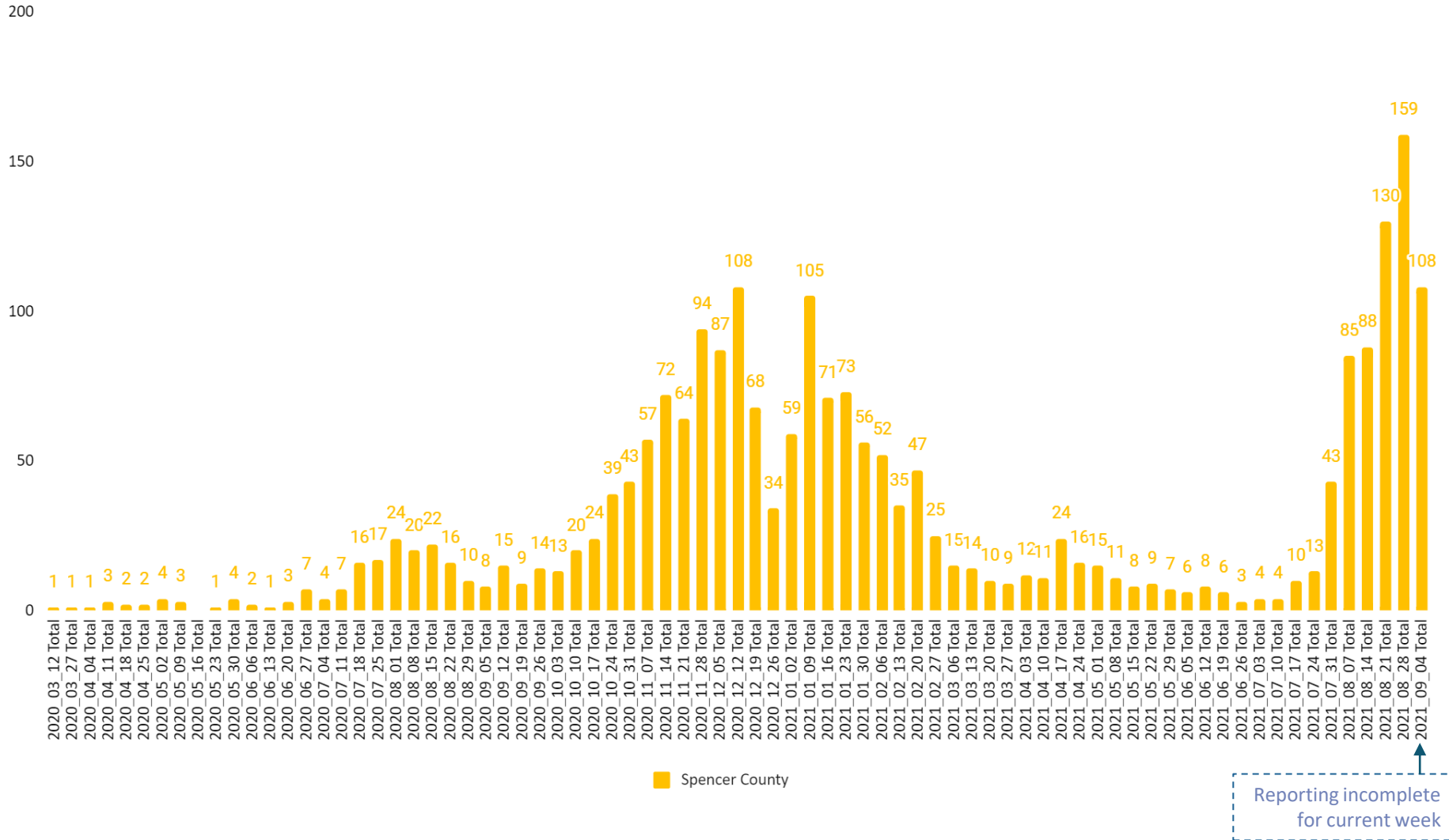
Shelby County COVID-19 Cases by MMR Reported by Investigation Date



Reporting incomplete for current week

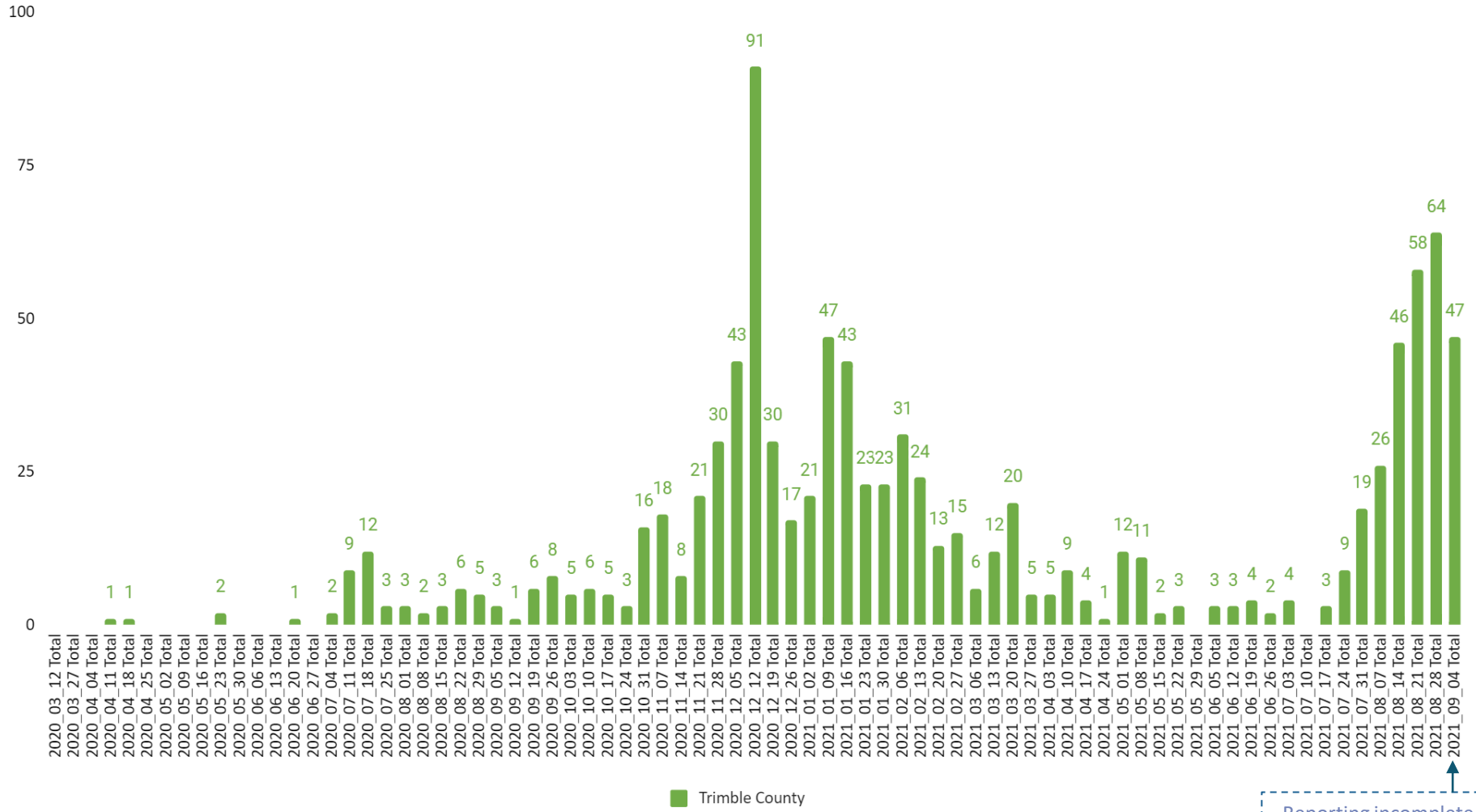
Spencer County Cases Updated thru 9/3/2021

Spencer County COVID-19 Cases by MMR Reported by Investigation Date




Trimble County Cases Updated thru 9/3/2021

Trimble County COVID-19 Cases by MMR Reported by Investigation Date



Reporting incomplete for current week



CDC Vaccine Data Tracker

(Last Updated 9/3/21)

<https://covid.cdc.gov/covid-data-tracker/#county-view>

	Total Fully Vaccinated	% of Population Fully Vaccinated	% of 12+ Population Fully Vaccinated	% of 18+ Population Fully Vaccinated	% of 65+ Population Fully Vaccinated	KY County Rank (102,112 Unknown County)
Henry	7,462	46.3%	54.4%	57.8%	83.4%	20th
Shelby	20,746	42.3%	49.6%	51.1%	71.6%	33rd
Spencer	4,578	23.7%	27.5%	28.3%	40.6%	120th
Trimble	3,142	37.1%	43.1%	45.1%	64.7%	71st