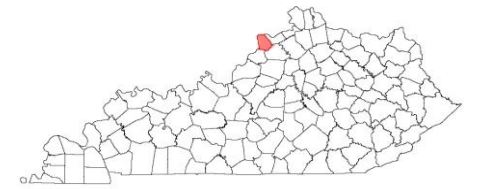
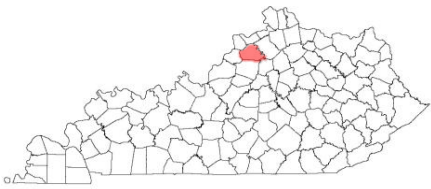
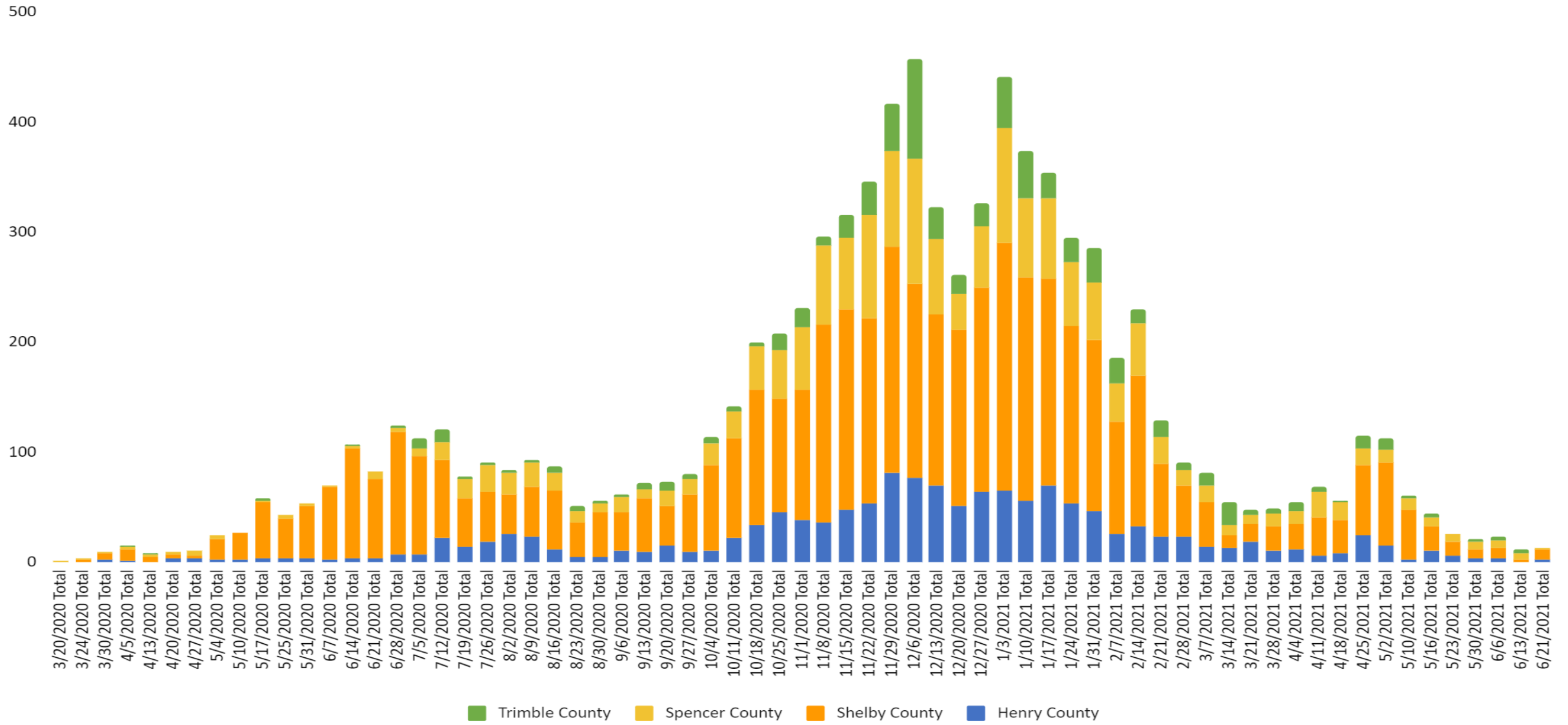



<h2 style="text-align: center;">North Central District</h2> <p style="text-align: center;">(Henry, Shelby, Spencer, Trimble)</p>	<h2 style="text-align: center;">Kentucky</h2> <p style="text-align: center;"><i>State of emergency declared march 6, 2020</i></p>	<h2 style="text-align: center;">United States</h2>
<p style="text-align: center;">8,555 Total Cases</p> <p style="text-align: center;">20 New Cases This Week</p> <p style="text-align: center;">131 Deaths</p> <p style="text-align: center;">1.5% Mortality Rate</p> <p style="text-align: center;"><small>*Data as of 6/25/2021*</small></p> <p style="text-align: center;"><small>**Discrepancies between county and State level data occur due to delays in reporting. Data reported above is inclusive of all fax and electronically submitted lab reports</small></p>	<p style="text-align: center;">463,692 Cases (↑1,260 in past week)</p> <p style="text-align: center;">7,147 Deaths(↑27 in past week)</p> <p style="text-align: center;">1.6% Mortality Rate</p> <p style="text-align: center;">120 Counties With at least one case</p> <p style="text-align: center;"><small>*Data as of 6/21/2021*</small></p>	<p style="text-align: center;">33,341,986 Cases (↑49,941 in past week)</p> <p style="text-align: center;">598,713 Deaths(↑1,370 in past week)</p> <p style="text-align: center;">1.8% Mortality Rate</p> <p style="text-align: center;">59 states + territories With at least one case</p> <p style="text-align: center;"><small>*Data as of 6/21/2021*</small></p>



Henry County	Shelby County	Spencer County	Trimble County
<p>1,381 Total Cases</p>	<p>4,824 Total Cases</p>	<p>1,649 Total Cases</p>	<p>701 Total Cases</p>
<p>2 New Cases This Week</p>	<p>11 New Cases This Week</p>	<p>4 New Cases This Week</p>	<p>3 New Cases This Week</p>
<p>3 Active Cases</p>	<p>15 Active Cases</p>	<p>8 Active Cases</p>	<p>4 Active Cases</p>
<p>19 Deaths</p>	<p>79 Deaths</p>	<p>26 Deaths</p>	<p>7 Deaths</p>
<p>3.13% Hispanic or Latino Cases</p>	<p>16.36% Hispanic or Latino Cases</p>	<p>2.56% Hispanic or Latino Cases</p>	<p>0.87% Hispanic or Latino Cases</p>
<p>2.65% African American Cases</p>	<p>5.35% African American Cases</p>	<p>1.47% African American Cases</p>	<p>0.43% African American Cases</p>
<p>0.22% Asian Cases</p>	<p>0.29% Asian Cases</p>	<p>0.12% Asian Cases</p>	<p>0.57% Asian Cases</p>

NCDHD COVID-19 Cases by MMR Reported by Investigation Date





CDC Vaccine Data Tracker

(Last Updated 6/17/21)

<https://covid.cdc.gov/covid-data-tracker/#county-view>

CDC Vaccine Data Tracker (Last Updated 5/27/21)	Total Fully Vaccinated	% of Population Fully Vaccinated	% of 12+ Population Fully Vaccinated	% of 18+ Population Fully Vaccinated	% of 65+ Population Fully Vaccinated	KY County Rank (102,112 Unknown County)
Henry	6,315	39.2%	46%	50.1%	78.3%	19th
Shelby	17,175	35%	41.1%	43.8%	67.4%	38th
Spencer	3,502	18.1%	21.1%	22.5%	37.2%	120th
Trimble	2,566	30.3%	35.2%	37.7%	60.1%	78th