

NCDHD COVID-19 Weekly Update – 7/23/2021



<h2>North Central District</h2> <p>(Henry, Shelby, Spencer, Trimble)</p>	<h2>Kentucky</h2> <p>State of emergency declared March 6, 2020</p>	<h2>United States</h2>
<p>8,648 Total Cases</p> <p>53 New Cases This Week</p> <p>133 Deaths</p> <p>1.5% Mortality Rate</p> <p><i>*Data as of 7/23/2021*</i></p> <p><i>**Discrepancies between county and State level data occur due to delays in reporting. Data reported above is inclusive of all fax and electronically submitted lab reports</i></p>	<p>470,680 Cases (↑3,068 in past week)</p> <p>7,301 Deaths(↑23 in past week)</p> <p>1.6% Mortality Rate</p> <p>120 Counties With at least one case</p> <p><i>*Data as of 7/19/2021*</i></p>	<p>33,896,296 Cases (↑223,822 in past week)</p> <p>606,618 Deaths(↑1,908 in past week)</p> <p>1.8% Mortality Rate</p> <p>59 states + territories With at least one case</p> <p><i>*Data as of 7/19/2021*</i></p>

County Specific COVID-19 Weekly Update – 7/23/2021



Henry County	Shelby County	Spencer County	Trimble County
1,411 Total Cases	4,848 Total Cases	1,672 Total Cases	717 Total Cases
20 New Cases This Week	15 New Cases This Week	11 New Cases This Week	7 New Cases This Week
20 Active Cases	36 Active Cases	20 Active Cases	10 Active Cases
20 Deaths	80 Deaths	26 Deaths	7 Deaths
3.05% Hispanic or Latino Cases	16.40% Hispanic or Latino Cases	2.58% Hispanic or Latino Cases	0.86% Hispanic or Latino Cases
2.59% African American Cases	5.38% African American Cases	1.51% African American Cases	0.42% African American Cases
0.22% Asian Cases	0.29% Asian Cases	0.12% Asian Cases	0.56% Asian Cases

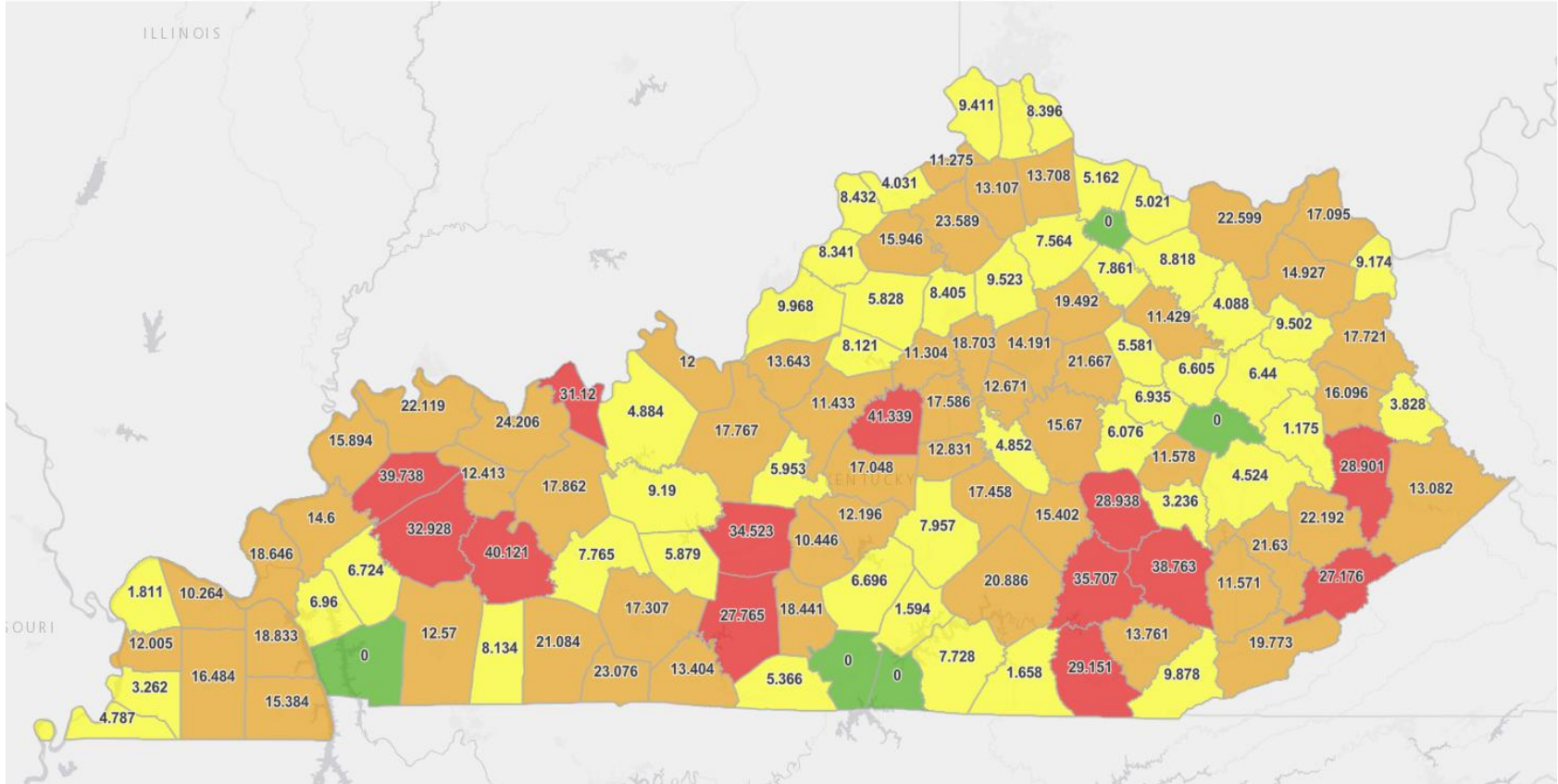
KDPH COVID-19 Dashboard

Current Incidence Rate Map

(Last Updated 7/23/21)

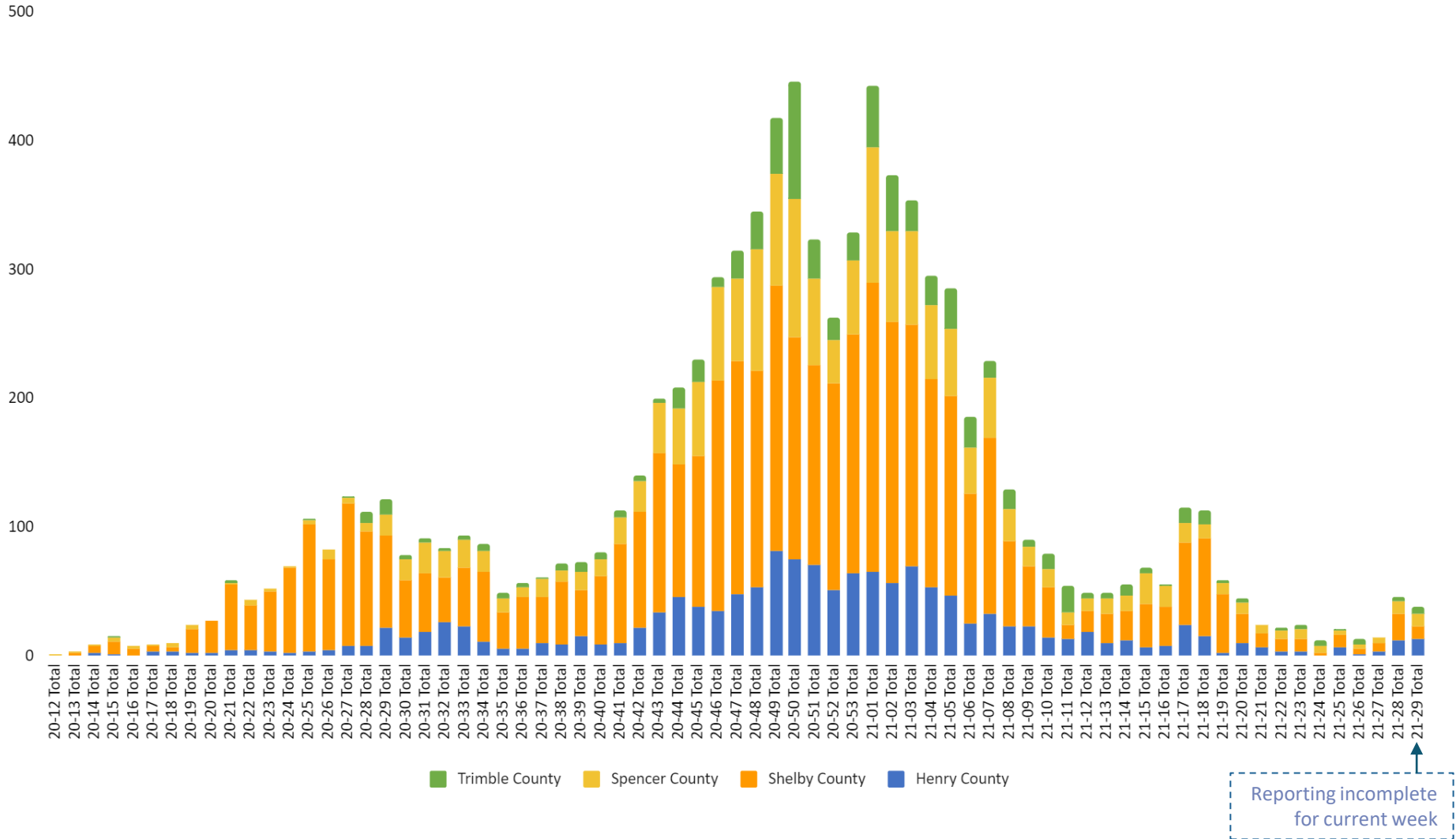
Current Incidence Rate

Average daily cases per 100,000 population based on previous seven days



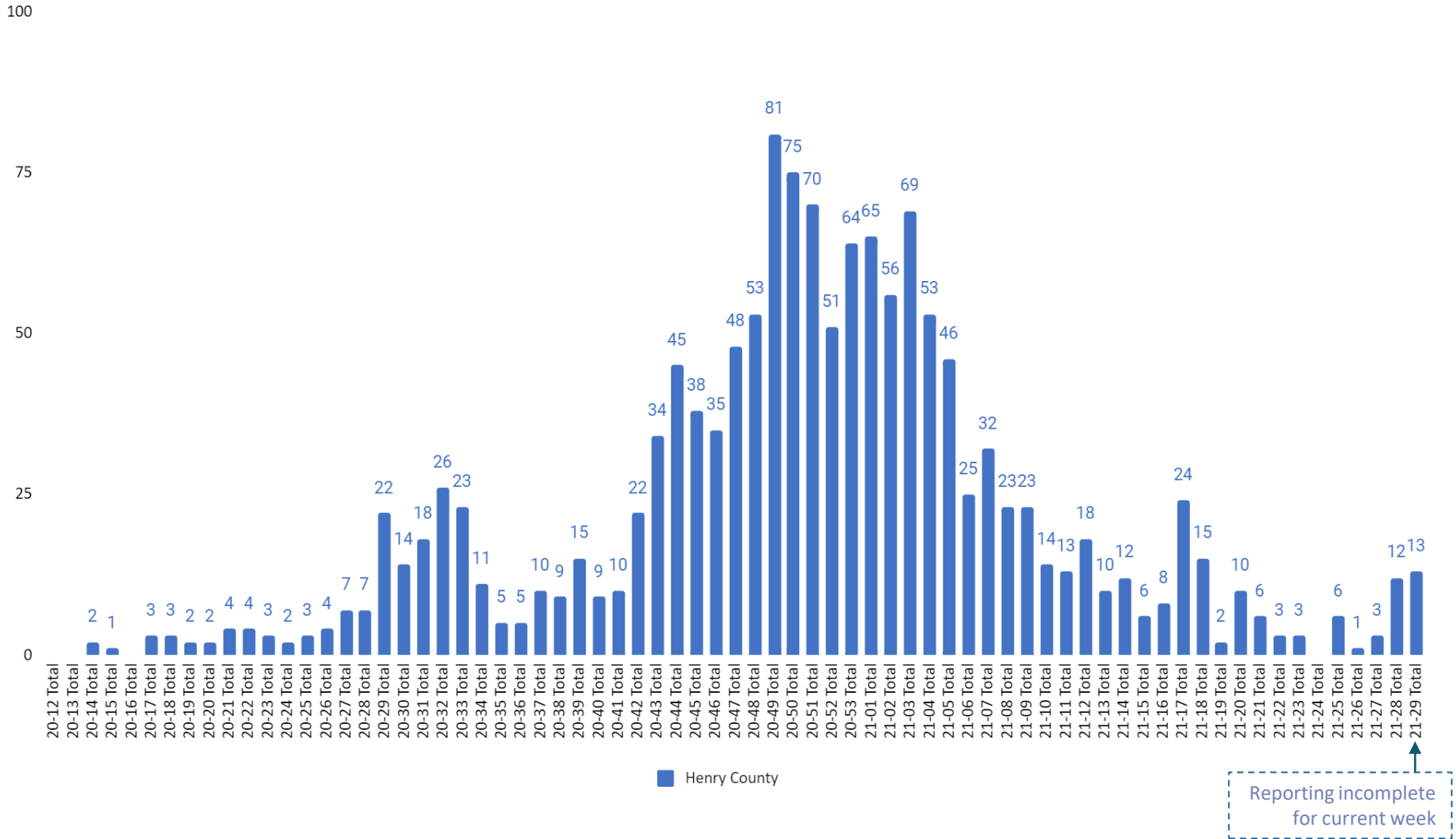
NCDHD Cases by County Updated thru 7/23/2021

NCDHD COVID-19 Cases by MMR Reported by Investigation Date



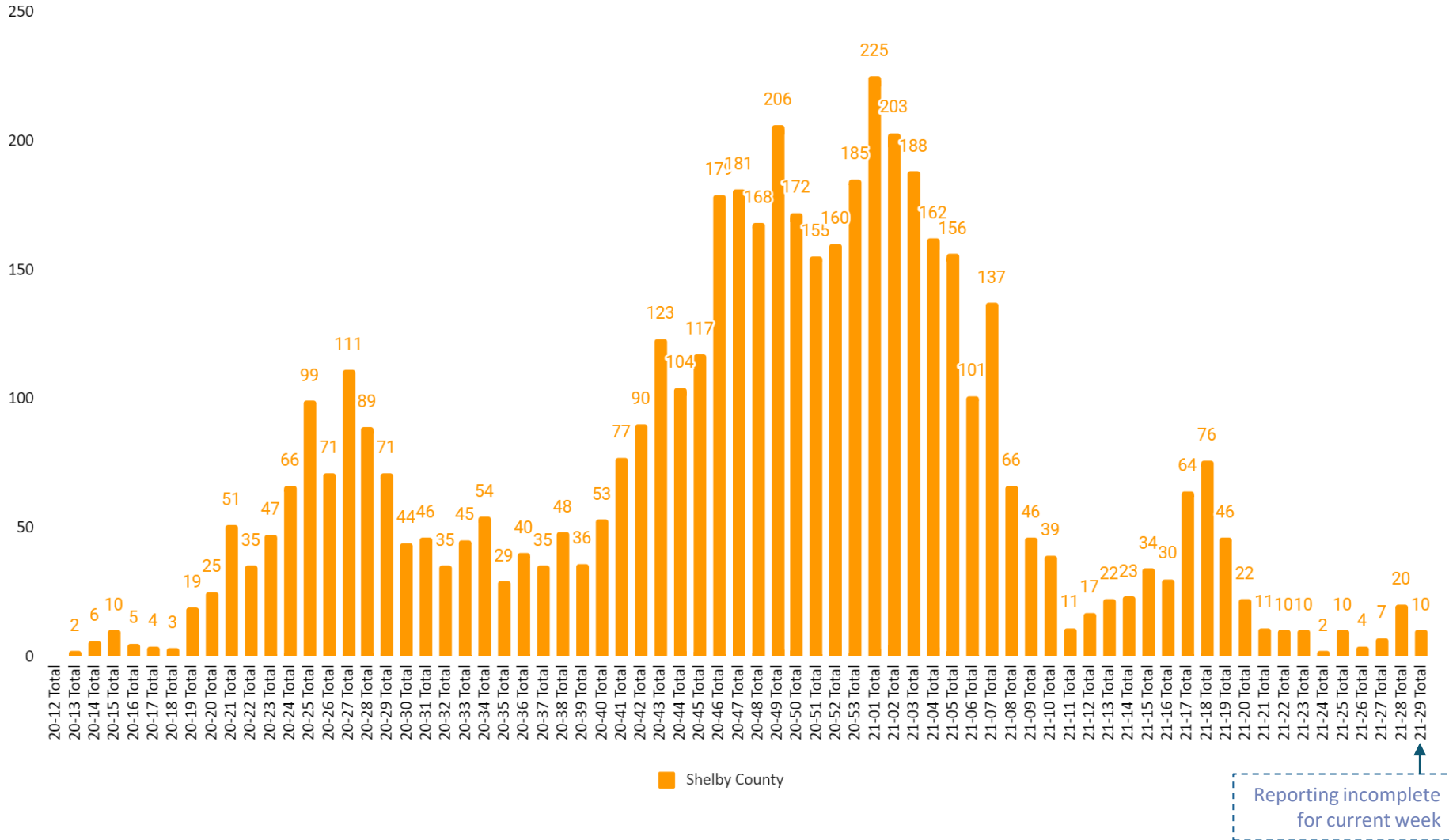
Henry County Cases Updated thru 7/23/2021

Henry County COVID-19 Cases by MMR Reported by Investigation Date



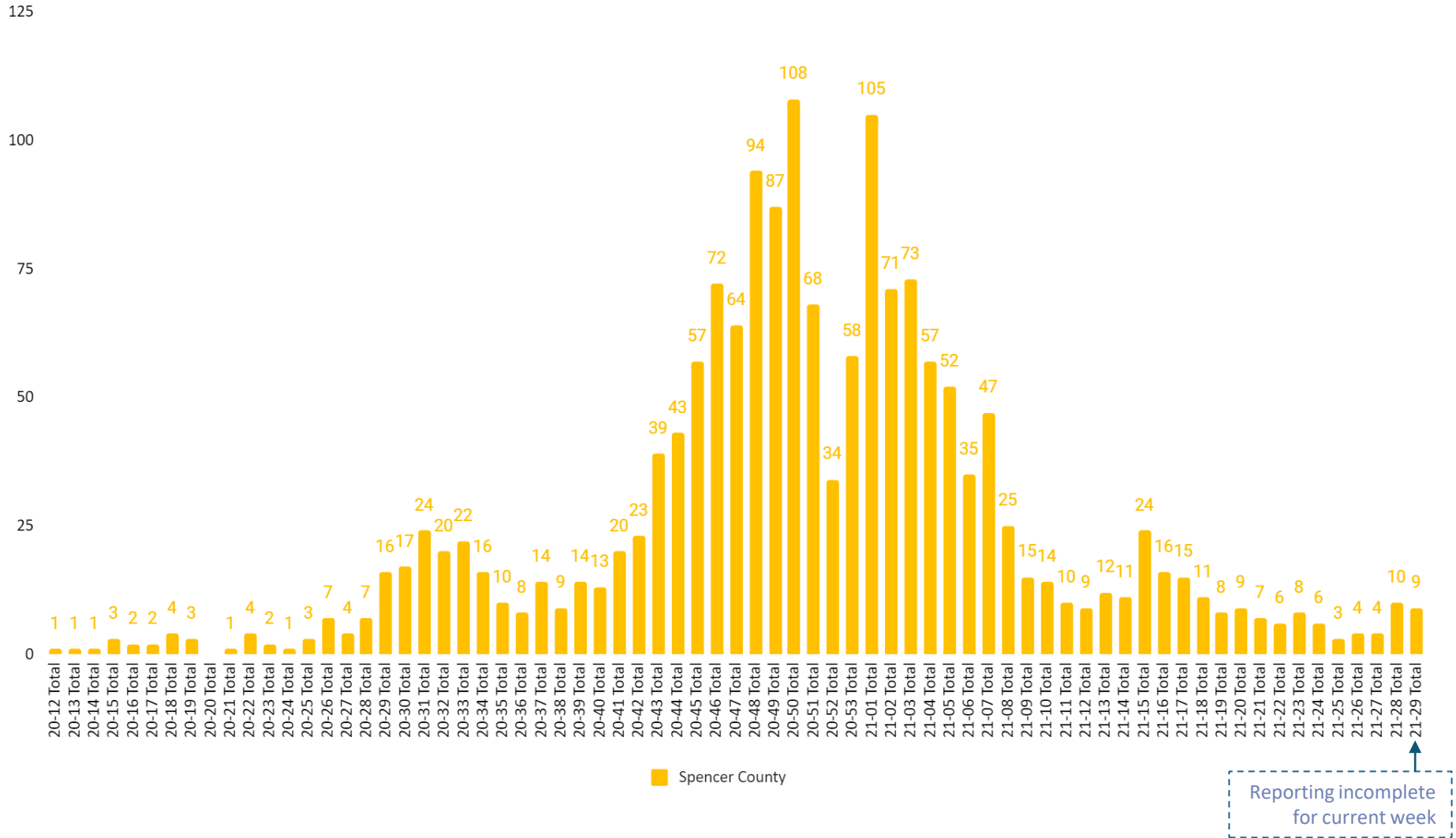
Shelby County Cases Updated thru 7/23/2021

Shelby County COVID-19 Cases by MMR Reported by Investigation Date



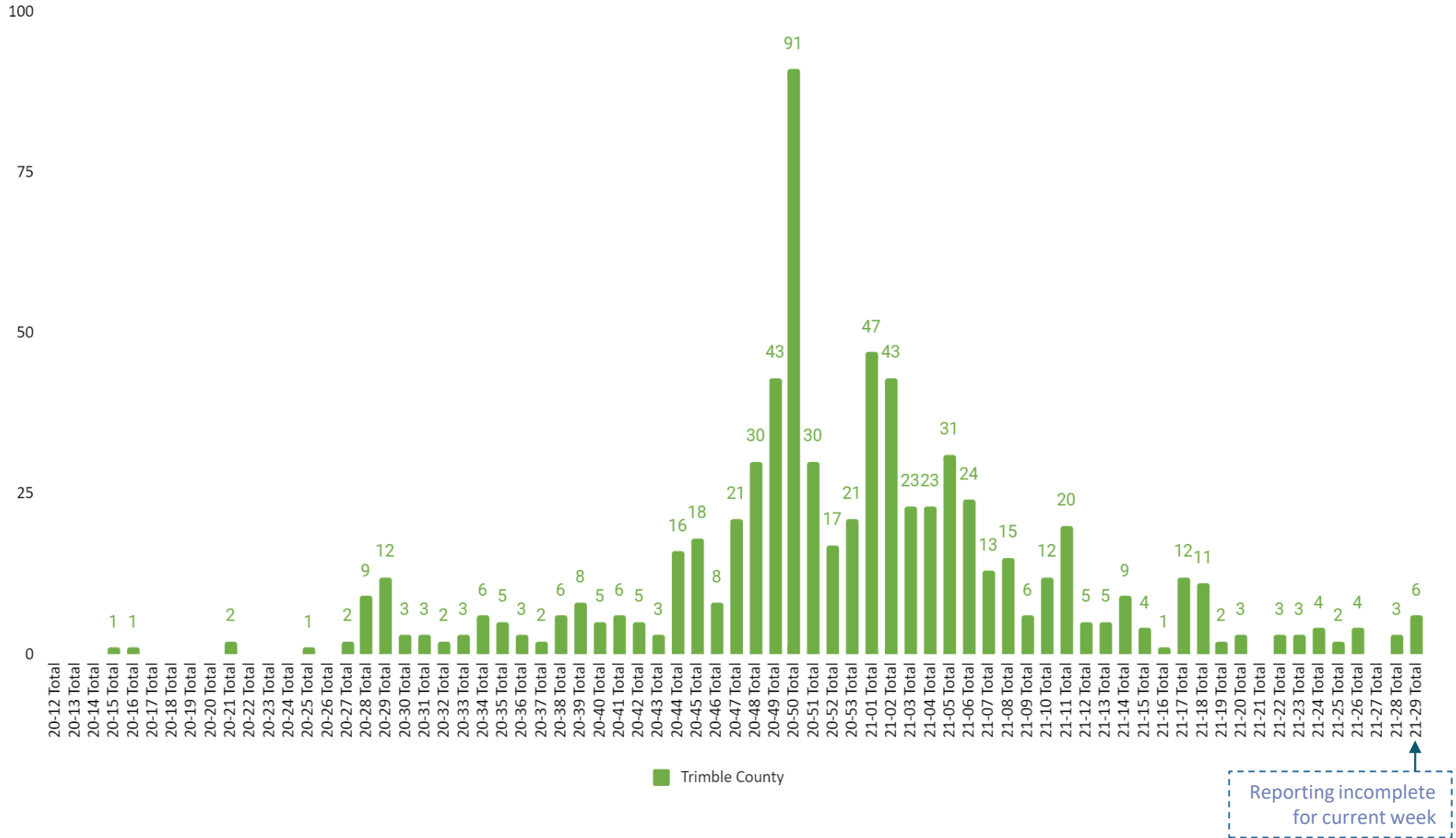
Spencer County Cases Updated thru 7/23/2021


Spencer County COVID-19 Cases by MMR Reported by Investigation Date



Trimble County Cases Updated thru 7/23/2021

Trimble County COVID-19 Cases by MMR Reported by Investigation Date





CDC Vaccine Data Tracker

(Last Updated 7/23/21)

<https://covid.cdc.gov/covid-data-tracker/#county-view>

	Total Fully Vaccinated	% of Population Fully Vaccinated	% of 12+ Population Fully Vaccinated	% of 18+ Population Fully Vaccinated	% of 65+ Population Fully Vaccinated	KY County Rank (102,112 Unknown County)
Henry	6,829	42.3%	49.8%	53.7%	80.4%	21st
Shelby	19,137	39%	45.8%	48%	69.9%	34th
Spencer	3,977	20.6%	23.9%	25.1%	38.7%	120th
Trimble	2,859	33.8%	39.2%	41.5%	62.6%	74th